

Volunteer Essentials

2024-2026 Edition




Table of Contents

Welcome! Adventures Ahead! 3

All About Girl Scouts..... 27

Troop Management..... 46

Troop Finances..... 58

Engaging Girls 66

Creating a Safe Space for Girls77

Engaging Families 79

Girl Scout Product Programs..... 82

Additional Resources and Support 89

© **Copyright 2009–2023 Girl Scouts of the United States of America.** All rights reserved. All information and material contained in Girl Scouts’ *Volunteer Essentials* guide (“Material”) is provided by Girl Scouts of the United States of America (GSUSA) and is intended to be educational material solely to be used by Girl Scout volunteers and council staff. Reproduction, distribution, compiling, or creating derivative works of any portion of the Material or any use other than noncommercial uses as permitted by copyright law is prohibited, unless explicit, prior authorization by GSUSA in writing was granted. GSUSA reserves its exclusive right in its sole discretion to alter, limit, or discontinue the Material at any time without notice.

Welcome! Adventures Ahead!

You're her hero—and ours too! Thanks to you, girls will learn to listen to their hearts, think on their feet, and raise their voices for what they believe in. From all of us at Girl Scouts, thank you for sharing your time and talents as a Girl Scout volunteer!

As a Girl Scout volunteer, you are a community-builder, mentor, champion of fun, and a role model for what it means to lead with your heart. And because of you, Girl Scouts of all ages will have the opportunity to discover that a little imagination can go a long way as they chase their dreams, explore the world around them, take action to improve their communities, and make the world a better place.

Whether you're supporting them through their Girl Scout experience, guiding them as they choose the way they will run their Girl Scout Cookie business, or encouraging them as they raise their voices on issues, they care about most, you'll be their cheerleader, guide, and mentor as they develop essential life skills and gain the confidence they will rely on throughout their lives. The best part of this experience is while you're teaching them important life lessons and setting them up for happy, successful lives, you'll grow too! Because when you embrace leadership in all forms and show girls what it means to be resilient and strong, they learn, grow, and thrive. Before you know it, you'll be trying to keep up with your unstoppable troop. Imagine the excitement, the impact, and the memories that will be made—those are the moments you'll enjoy as a Girl Scout volunteer.

Thank you and welcome, we're glad you're here!

What's Inside?

This guide is designed to support busy, on-the-go troop volunteers. Inside you will find details and information to help you get started on your newest adventure—being an awesome leader for girls. We recommend that you begin by browsing the sections below and come back throughout the year to find answers to your questions as they arise. Ready to get started? Let's go!

- [All About Girl Scouts](#)
- [Troop Management](#)
- [Troop Finances](#)
- [Engaging Girls](#)
- [Creating a Safe Space for Girls](#)
- [Engaging Families](#)
- [Girl Scout Product Programs](#)
- [Additional Resources and Support](#)

Girl Scouts of Eastern South Carolina

North Charleston Service Center

7257 Cross County Road
North Charleston, SC 29418
843.552.9910
800.868.9911 Toll free

Florence Service Center

181 E. Evans Street
BTC-103, Suite 400
Florence, SC 29506
843.669.5174

Sandy Ridge

3680 Girl Scout Road
Bennettsville, SC 29512
843.479.6814 Camp Director
843.479.6742 Camp Ranger



CustomerCare@girlscoutsesc.org



www.girlscoutsesc.org



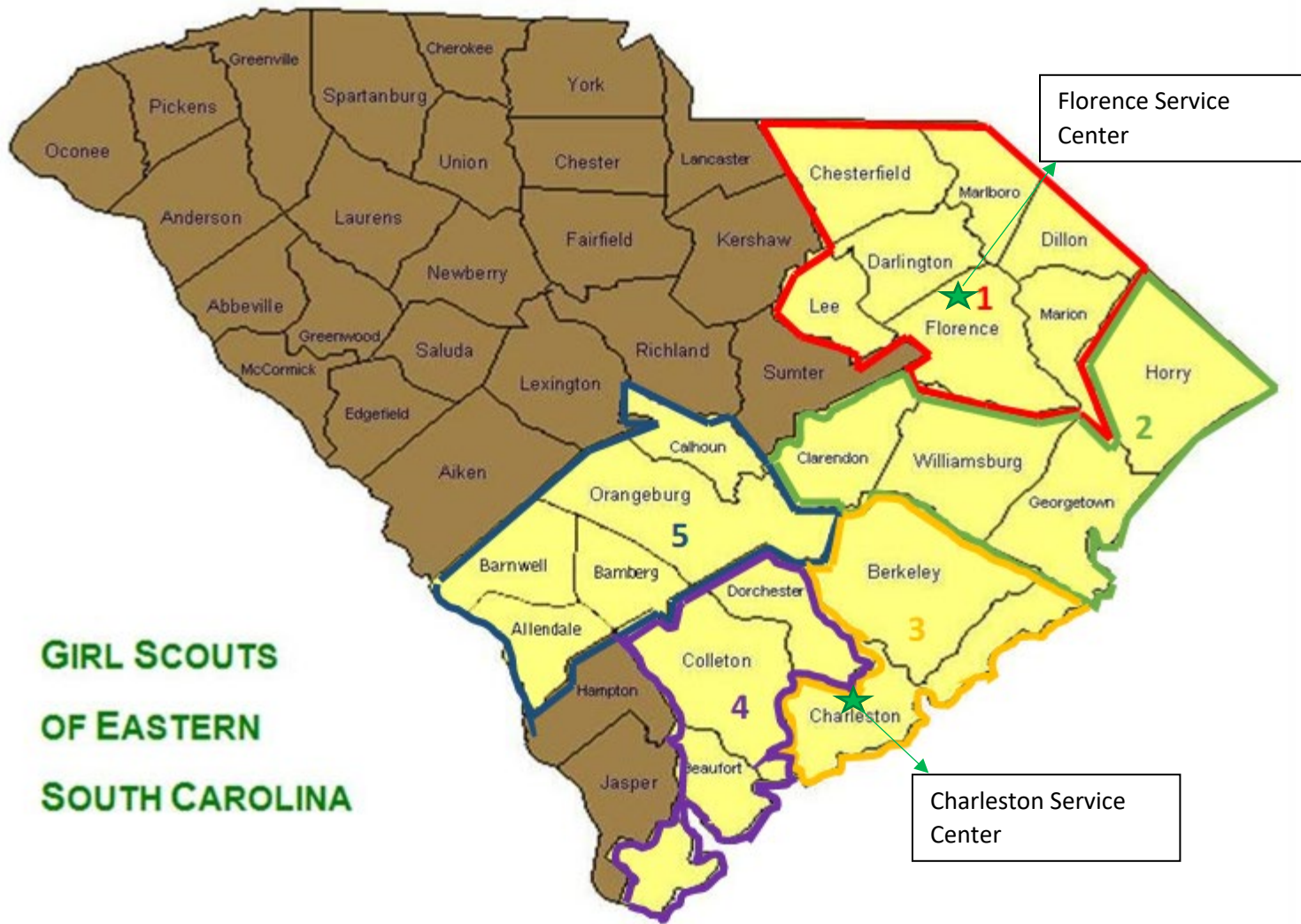
www.facebook.com/GirlscoutsESC



<https://www.youtube.com/user/gsesc376>



<https://www.instagram.com/GirlscoutsESC>



Region 1	Region 3
634-Cheraw/Chstfield/Jeff/Pageland	650-East Cooper
635-Marlboro Co.	657-Charleston Peninsula
642-Dillon	658-West of Ashley
645-Marion	662-Greater Berkeley County
646-Florence/Timmonsville	
651-Hartsville/Lee	Region 4
652-Darlington/Lamar	631-Southern Beaufort County
	636-Northern Beaufort County
Region 2	637-Greater Colleton County
638-Western Horry Co.	660-Greater Dorchester County
639-South Strand	
640-Myrtle Beach	Region 5
641-Northern Horry Co.	629-Allendale/Barnwell/Bamberg
644-Clarendon County	643-Orangeburg/Calhoun County
649-Georgetown	
655-Kingstree/Lake City	

Who to Call

Address/Troop Change	User can change address in MYGS. Any additional issues, Registrar-Julann Judge
Adult Recognitions	Regional Membership Director – Michaela Watts
Adult Training	Regional Membership Director – Michaela Watts
Ambassador Girl Scout Activities	Girl Program Specialist – Crystal Osborne & Danielle Sykes
Annual Giving	Director of Community Resources – Pat Baxley
Annual Meeting	Office/HR Generalist – Cindy Watson
Annual Troop Finance Report	Volunteer Support Specialist for your SU/Region
Appreciation Pin	Regional Membership Director – Michaela Watts
Awards for Volunteers	Regional Membership Director – Michaela Watts
Background Check	Regional Membership Director – Michaela Watts
Best Practices: Troop or SU Level	Regional Membership Director – Michaela Watts
Board Development Committee	Office/HR Generalist – Cindy Watson
Board of Directors	Office/HR Generalist – Cindy Watson
Bronze Award	Girl Program Specialist – Danielle Sykes

Brownie Girl Scout Activities	Girl Program Specialist–Crystal Osborne & Danielle Sykes
Cadette Girl Scout Activities	Girl Program Specialist–Crystal Osborne & Danielle Sykes
Camp Sandy Ridge – Maintenance	Director of Property – David Sports
Camp Activities and Resident Camp	Outdoor Program Specialist/Resident Camp Director – Chuck Iler
Certificate of Liability Insurance	Regional Membership Director – Michaela Watts
Child Abuse Awareness & Prevention Training	Regional Membership Director – Michaela Watts
Clara Keithler Award	Regional Membership Director – Michaela Watts
Community Service Bar	Girl Program Specialist – Crystal Osborne
Cookie Rallies	Girl Program Specialist –Crystal Osborne & Danielle Sykes
Cookies	Product Program Specialist – Deborah Paisley
Council Delegates	Office/HR Generalist – Cindy Watson
Daisy Girl Scout Activities	Girl Program Specialist – Crystal Osborne & Danielle Sykes
Destinations/Travel	Girl Program Specialist – Danielle Sykes
Digital Cookie	Girl Program Specialist – Ashley Barefield
Email Address (provide or change)	MYGS or Registrar – Julann Judge
Event Registration	Program Brand Manager- Ashley Barefield
Events, Sandy Ridge	Outdoor Program Specialist/Resident Camp Director – Chuck Iler
Fall Product	Product Program Specialist – Deborah Paisley
Financial Assistance Request -Membership	Regional Membership Directors – Benita Jacobs & Michaela Watts
First Steps for New Co-Leaders	Regional Membership Director – Michaela Watts
Flags to Borrow – Florence Service Center	HR Director – Cindy Watson
Flags to Borrow – North Charleston	Shop Manager – Courtney Hall
Girl Recognition Ceremony	Girl Program Specialist – Danielle Sykes
Global Action Award	Girl Program Specialist – Danielle Sykes
Global Girl Scouting	Girl Program Specialist – Danielle Sykes
Gold Award	Girl Program Specialist – Danielle Sykes
Grade Level Portfolio Training	Regional Membership Director – Michaela Watts
Graduating Seniors	Girl Program Specialist – Danielle Sykes
Grants	Director of Community Resources – Pat Baxley
gsLearn – GSUSA Learning Platform	Regional Membership Director – Michaela Watts
Honor Pin	Regional Membership Director – Michaela Watts
Insignia/Badges	Shop Manager – Courtney Hall
Introduce A Girl To Engineering Day	Girl Program Specialist – Crystal Osborne
JLWFF (Juliette Low World Friendship Fund)	Director of Community Resources – Pat Baxley
Juliettes	Volunteer Support Specialist for your SU/Region
Juliette Spirit Award	Regional Membership Director – Michaela Watts
Journeys	Girl Program Specialist – Crystal Osborne & Danielle Sykes

Junior Girl Scout Activities	Girl Program Specialist – Crystal Osborne & Danielle Sykes
Lifesaving Award	Girl Program Specialist – Danielle Sykes
Lifetime Members, chg. Information	Registrar – Julann Judge
Lifetime Membership	Registrar – Julann Judge
Major Gifts	Director of Community Resources – Pat Baxley
Marketing	Program Brand Manager – Ashley Barefield
Mary Dean Brewer Women of Distinction	Director of Community Resources – Pat Baxley
Mechanical Engineering Badges	Girl Program Specialist – Crystal Osborne
Media Relations	Program Brand Manager – Ashley Barefield
Membership: Girl or Adult	Placement Specialist – Chiarissa Amos-Rivers
Membership Registration	Registrar – Julann Judge
Money Earning Activities	Director of Community Resources – Pat Baxley
MYGS (login issues)	Registrar – Julann Judge
Nominations (Board Members)	Chief Executive Officer – Diane Flanagan
North Charleston Shop	Shop Manager – Courtney Hall
Outdoor Journey	Outdoor Program Specialist/Resident Camp Director – Danielle Sykes, Crystal Osborne & Chuck Iler
Outdoor Badges	Outdoor Program Specialist/Resident Camp Director – Danielle Sykes, Crystal Osborne & Chuck Iler
Palmetto Pin	Regional Membership Director – Michaela Watts
Partner Activities and Events	Girl Program Specialist – Crystal Osborne, Danielle Sykes, & Ashley Barefield
Patch Activities – Council Own	Girl Program Specialist – Crystal Osborne
Patches (how to purchase)	Shop Manager – Courtney Hall
Photography (permission/submission)	Program Brand Manager – Ashley Barefield
Planning Trips with Girls – Adult Training	Regional Membership Director – Michaela Watts
Planned Giving	Director of Community Resources – Pat Baxley
President’s Award – SU Recognition	Regional Membership Director – Michaela Watts
Presidential Service Award	Regional Membership Director – Michaela Watts
Product Sales Information	Product Program Specialist -Deborah Paisley
Program Aide Training	Girl Program Specialist – Crystal Osborne
Property Issues	Director of Property – David Sports
Public Relations	Program Brand Manager – Ashley Barefield
Recognitions for Volunteers	Regional Membership Director – Michaela Watts
Recruitments	Community Engagement Specialist for your SU/Region
Resident Camp/Day Camp Activities	Outdoor Program Specialist/Resident Camp Director – Chuck Iler
Robotics Badges	Girl Program Specialist – Crystal Osborne
Rookie of the Year Award	Regional Membership Director – Michaela Watts
Sandy Ridge Activities (Information)	Resident Camp Director – Chuck Iler
Sandy Ridge Activities (Reservations)	Resident Camp Director – Chuck Iler

Sandy Ridge Site Reservations	Resident Camp Director – Chuck Iler
Scholarships	Girl Program Specialist – Danielle Sykes
Senior Girl Scout Activities	Girl Program Specialist – Crystal Osborne & Danielle Sykes
Service Unit Event Planning Help	Girl Program Specialist – Crystal Osborne & Danielle Sykes
Service Unit Finance Report – Annual	Volunteer Support Specialist for your SU/Region
Shop – Florence Service Center	Shop Manager – Courtney Hall & HR Director-Cindy Watson
Shop – North Charleston Service Center	Shop Manager – Courtney Hall
Silver Award	Girl Support Specialist – Danielle Sykes
SC Honorary Legislative Page Program	Girl Program Specialist – Danielle Sykes
Special Money Earning Events	Director of Community Resources – Pat Baxley
STEM Activities Information	Girl Program Specialist – Crystal Osborne
STEM Journeys	Girl Program Specialist – Crystal Osborne
Successful Leader Learning Series	Regional Membership Director – Michaela Watts
Take Action Project Information	Girl Program Specialist – Crystal Osborne & Danielle Sykes
Tenure Pins – Adults	Regional Membership Director – Michaela Watts
Ten Year Pins for Girls (purchase)	Shop Manager – Courtney Hall
Thanks Badge & Thanks Badge II	Regional Membership Director – Michaela Watts
Training Registration/Confirmation	Regional Membership Director – Michaela Watts
Trainers	Regional Membership Director – Michaela Watts
Trip Approval Forms	Volunteer Support Specialist for your SU/Region
Troop Bank Account Information	Volunteer Support Specialist for your SU/Region
Troop Adventure Camp Series	Resident Camp Director – Chuck Iler & Girl Program Specialist – Ashley Barefield
Troop Camp Training	Regional Membership Director – Michaela Watts
Troop Finance Report –Annual	Volunteer Support Specialist for your SU/Region
Troop Money Earning Activities	Director of Community Resources – Pat Baxley
United Way	Chief Executive Officer – Diane Flanagan
Volunteers	Community Engagement Specialist for your SU/Region
Volunteer Appreciation Events	Regional Membership Directors – Benita Jacobs & Michaela Watts
Volunteer of Excellence	Regional Membership Director – Michaela Watts
Volunteer of the Year	Regional Membership Director – Michaela Watts
Volunteer Toolkit (VTK)	Program Brand Manager – Ashley Barefield
World Thinking Day – Council Wide Event	Girl Program Specialist – Danielle Sykes

Girl Scouts of Eastern South Carolina

Girl Scout Councils are chartered by the national office to attract and retain members in a geographic area, provide ways for Girls to participate in Girl Scouting, create an environment that reflects Girl Scout values and ideals, manage Volunteers' experience with Girl Scouting, and keep Girls and Volunteers as safe as possible. The national office provides support materials to all Councils to ensure that the Girl Scout experience is nationally consistent.

Girl Scouts of Eastern South Carolina began operations on January 20, 2007 when Girl Scouts of Carolina Low Country and the Girl Scout Council of the Pee Dee Area, Inc. realigned to form a combined, high-capacity Council. In 2006, Girl Scouts of the USA's National Board of Directors voted to endorse a plan to realign the 312 existing Councils into 112 high-capacity, community-based Councils in order to make the most effective use of resources to better serve communities and to create more opportunities in Girl Scouting for even more Girls. As an "early-adopter", GSESC was the second Council in the nation to realign. Currently, GSESC serves over 2,800 Girls and 1,900 Adult Volunteers throughout twenty-one counties. The appropriate paperwork was filed with the South Carolina Secretary of State on January 29, 2007. This is the official, recognized date for the formation of Girl Scouts of Eastern South Carolina.

The 21 counties are: Allendale, Bamberg, Barnwell, Beaufort, Berkeley, Calhoun, Charleston, Clarendon, Chesterfield, Colleton, Darlington, Dillon, Dorchester, Florence, Georgetown, Horry, Lee, Marion, Marlboro, Orangeburg, and Williamsburg.

GOVERNANCE

Board of Directors: Responsible for managing the corporate business and affairs of the Council.

The Board of Directors is the policy setting arm of the Council.

Board Chair: Sees that the lines of direction given by the members of the delegate assembly and the actions of the Board of Directors are carried out. Board Chair reports to the membership and the board on the conduct and management of the affairs of the Council.

Executive Committee: May exercise the powers of the Board of Directors in the interim between Board of Directors meetings, but does not have the power to adopt the budget or take action which is contrary to the direction established by the Board of Directors.

Board Development Committee: A committee elected by delegates to prepare a slate for the delegate assembly. The committee's goal is to secure those persons who have the greatest competency and necessary attributes to direct the management of the affairs of the Council. Names for consideration should be submitted on the Prospect Information for Board or Committee Nomination.

Volunteer Advisory Committee: The Volunteer Advisory Committee will serve Girl Scouts of Eastern South Carolina as thought partners for the council. Members will work in a collaborative environment to help further the Girl Scout mission. Members will be advocates for the organization and girls.

Service Unit: The Council's jurisdiction is divided into geographic areas known as Service Units. Membership is composed of Girl and Adult members meeting in the geographic subdivision. The Service Unit meets under the guidance of the volunteer Service Unit Coordinator with the help of the Service Unit Team. The primary responsibility of Service Unit members is to develop community support for Girl Scouting, such as providing the means for Adult participation in board and Council decision making; identifying Service Unit needs; assisting in the planning of Service Unit Take Action projects; and electing delegates to the Delegate Assembly (Annual Meeting).

Service Unit Coordinator: Appointed by the Volunteer Support Specialist to interpret and promote Girl Scouting within a geographic area; to guide the members of the Service Unit in their corporate responsibilities; and to report constituency suggestions and concerns.

Delegate: Elected by members of the Service Unit to represent the Service Unit as members of the Delegate Assembly at the Annual Meeting and, any other special meetings as called by the Board of Directors, as it formulates broad direction for the Girl Scout Program and to elect officers, members of the Board of Directors, Board Development Committee and Delegates to the national Council as well as any changes to the Council bylaws.

Guidelines for Delegate Suggestions:

Delegates are invited to participate in the development of the business agenda for the GSESC Annual Meeting. Suggestions should foster the improvement of Girl Scouting within the Council's jurisdiction. The following guidelines outline the procedure for placing a suggestion on the agenda:

1. Suggestions should be submitted to the Board Chair in writing on Agenda Suggestion for the Delegate Assembly, in the Forms Chapter, page 193, by December 7th, 2017 for consideration.
2. Suggestions shall be reviewed to determine if such items are appropriate for placement (at the discretion of the Board Chair). Examples of appropriate suggestions include (but are not limited to) the sale of property used for Girl Scout Program delivery; changes in policy that affect Adult recruitment, retention and development; potential changes in Service Unit jurisdiction

Your Support Team

A team of Volunteers and staff provides you with local support, learning opportunities, and advice. As a Volunteer, you will have the most contact with your Girl Scout support team, which is called a Service Unit. If you have questions about the Girl Scout program, working with Girls, resources in the National Program Portfolio (Badges & Journeys) or selling Girl Scout cookies and fall products, you can always go to your team for answers and ongoing support in all things Girl Scouting.

You can find the Staff listing online <https://www.girlscoutsesc.org/en/discover/our-council/search-staff-directory-leadership.html>

The Service Unit

The Service Unit is composed of all Troops in a given geographic area. The Service Unit holds regularly scheduled monthly meetings. Each Troop must be represented at these meetings. The purpose of the meeting is to:

- Receive and discuss information.
- Share accomplishments, needs and ideas.
- Provide training workshops and activity ideas.
- Provide input to the Service Unit delegates regarding the views of the Service Unit.

Your geographically based team of Volunteers and staff provides you with local support. As a Volunteer, you will have the most contact with your Girl Scout support team, which is called a Service Unit. This support team is the one you can look to as your experts in all things Girl Scouting. If you have questions about the Girl Scout program, working with Girls, using Journey books, selling Girl Scout Cookies and other products, go to this team of Volunteers for the answers and ongoing support you need.

The Service Team

The Service Team provides opportunities for Girls and Adults within its jurisdiction. Its purpose is to:

- Make decisions with top priority being the best interest of the Girl
- Support Girl and Adult recruitment efforts
- Ensure the placement of Girls bridging to the next Girl Scout Program level
- Increase visibility of Girl Scouting
- Maintain and provide direct services to Troops
- Keep Co-Leaders informed of dates and deadlines
- Provide ideas for Troop activities
- Discuss and resolve problems arising in the Service Unit
- Discuss policy changes
- Prepare and submit required reports and adhere to deadlines

SERVICE TEAM POSITIONS

The Service Team is appointed by a Volunteer Support Specialist for a one (1) year term. Please contact your Volunteer Support Specialist if you are interested in any of the Service Team volunteer opportunities.

- Service Unit Coordinator
- Communications Coordinator
- Finance Coordinator
- Events Coordinator
- Membership Recruiter
- Cookie Coordinator
- Fall Sales Coordinator

Additional Positions may be:

- Mentor/Grade Level specific:
 - o Girl Scout Daisy
 - o Girl Scout Brownie
 - o Girl Scout Junior
 - o Girl Scout Cadette
 - o Girl Scout Senior
 - o Girl Scout Ambassador
- Recognition Coordinator
- Adult Learning Coordinator

In any organization, situations may arise that make it necessary to consider releasing a volunteer from an assignment. GSESC reserves the right to immediately release an Adult from a volunteer position as it deems appropriate, with or without notice or stated reason.

SERVICE TEAM POSITIONS

Service Unit:_____ Date: _____

Community Engagement Specialist _____

Volunteer Support Specialist _____

Service Team positions (list names and contact information):

Service Unit Coordinator:

Communications Coordinator:

Finance Coordinator:

Events Coordinator:

Membership Recruiter:

Cookie Coordinator:

Fall Sale Coordinator:

Mentor(s) Grade Level Specific:

Grade Level:_____

Adult Learning Coordinator:

Recognitions Coordinator:

Girl Scouts of Eastern South Carolina
Position Description

Position: **Service Unit Coordinator**

Appointed By and

Accountable To: Volunteer Support Specialist

Length of Appointment: One year

Responsible For: Overall coordination of the Service Unit

Qualifications:

- **Girl focus:** Empower Girls to lead activities, learn by doing, and cooperate with others on current issues that involve their interests and needs, while having fun.
- **Personal integrity:** Demonstrate dependability, honesty, and credibility.
- **Adaptability:** Adjust, modify own behavior, and remain flexible and tolerant in response to changing situations and environments.
- **Oral communication:** Express ideas and facts clearly and accurately.
- **Foster diversity:** Understand, respect, and embrace differences.
- **Computer skills:** Access to e-mail and the Internet.

Principal Tasks:

- Attend training and other events as appropriate for the position such as Service Unit Development Session (SUDS).
- Schedule and preside at meetings of the Service Team and Service Unit.
- Prepare and follow agenda for Service Team and Service Unit Meetings, ensuring that meetings start and stop on time.
- Approve expenditures of Service Unit funds.
- Work with the Finance Coordinator to maintain financial records for all Service Unit funds and submit required reports by stated deadlines.
- Help solve Troop problems beyond normal Troop management.
- Promote participation in the GSESC Annual Meeting, to include Service Unit Delegate election.
- Promote Troop participation in Community Take Action projects.
- Work closely with the Volunteer Support Specialist ensuring ongoing communication.
- Attend monthly Service Team and Service Unit Meetings.
- Encourage Co-Leaders to attend Service Unit Meetings.
- Support Girl and Volunteer recruitment efforts.
- Work with Service Team to plan, implement, and evaluate Service Unit Events.
- Work with Service Team to achieve Service Team Benchmarks.

- Work to promote Girl Scouting within the Service Unit.

Girl Scouts of Eastern South Carolina

Position Description

Position: **Communications Coordinator**

Appointed By: Volunteer Support Specialist

Accountable To: Volunteer Support Specialist and Service Unit Coordinator

Length of Appointment: One year

Responsible For: Keep the Troops informed of GSESC happenings and they keep GSESC informed of Service Unit and Regional happenings.

Qualifications:

- **Girl focus:** Empower Girls to lead activities, learn by doing, and cooperate with others on current issues that involve their interests and needs, while having fun.
- **Personal integrity:** Demonstrate dependability, honesty, and credibility.
- **Adaptability:** Adjust, modify own behavior, and remain flexible and tolerant in response to changing situations and environments.
- **Oral communication:** Express ideas and facts clearly and accurately.
- **Foster diversity:** Understand, respect, and embrace differences.
- **Computer skills:** Access to e-mail and the Internet.

Principal Tasks:

- Attend training and other events as appropriate for the position such as Service Unit Development Session (SUDS).
- Keep minutes of meetings and prepare reports.
- Contact Service Unit Team members via telephone or e-mail.
- Keep Troops informed on Service Unit and GSESC happenings and keep GSESC informed on Service Unit and Regional happenings.
- Attend monthly Service Team and Service Unit Meetings.
- Encourage Co-Leaders to attend Service Unit Meetings.
- Support Girl and Volunteer recruitment efforts.
- Work with Service Team to plan, implement, and evaluate Service Unit Events.
- Work with Service Team to achieve Service Team Benchmarks.
- Work to promote Girl Scouting within the Service Unit.

Girl Scouts of Eastern South Carolina
Position Description

Position: **Finance Coordinator**
Appointed By: Volunteer Support Specialist
Accountable To: Volunteer Support Specialist and Service Unit Coordinator
Length of Appointment: One year
Responsible For: Managing Service Unit funds and Troop bank statements

Qualifications:

- **Girl focus:** Empower Girls to lead activities, learn by doing, and cooperate with others on current issues that involve their interests and needs, while having fun.
- **Personal integrity:** Demonstrate dependability, honesty, and credibility.
- **Adaptability:** Adjust, modify own behavior, and remain flexible and tolerant in response to changing situations and environments.
- **Oral communication:** Express ideas and facts clearly and accurately.
- **Foster diversity:** Understand, respect, and embrace differences.
- **Computer skills:** Access to e-mail and the Internet.

Principal Tasks:

- Attend training and other events as appropriate for the position such as Service Unit Development Session (SUDS).
- Maintain financial records for Service Unit funds and submit required reports by stated deadlines.
- Keep accurate records of Service Unit checking account.
- Reconcile monthly bank statements with Service Unit checkbook.
- Make deposits as Service Unit funds are generated.
- Keep records of all Troop/Group checking accounts and bank statements on a monthly basis.
- Disburse funds as requested with approval of Service Unit Team.
- Maintain inventory of all property owned by Service Units Owned Equipment Form and submit it with the Annual Service Unit Finance Report as needed.
- Complete Annual Service Unit Finance Report by July 15.
- Remind Troops to submit Annual Troop Finance Reports and ACH Authorization by July 15.
- Attend monthly Service Team and Service Unit Meetings.
- Encourage Co-Leaders to attend Service Unit Meetings.
- Support Girl and Volunteer recruitment efforts.
- Work with Service Team to plan, implement, and evaluate Service Unit Events.
- Work with Service Team to achieve Service Team Benchmarks.
- Work to promote Girl Scouting within the Service Unit

Girl Scouts of Eastern South Carolina
Position Description

Position: Events Coordinator

Appointed By: Volunteer Support Specialist

Accountable To: Volunteer Support Specialist and Service Unit Coordinator

Length of Appointment: One year

Responsible For: Planning Service Unit and Regional events with the assistance of girl/adult committees and promoting GSESC sponsored events

Qualifications:

Girl focus: Empower girls to lead activities, learn by doing, and cooperate with others on current issues that involve their interests and needs, while having fun.

Personal integrity: Demonstrate dependability, honesty, and credibility.

Adaptability: Adjust, modify own behavior, and remain flexible and tolerant in response to changing situations and environments.

Oral communication: Express ideas and facts clearly and accurately.

Foster diversity: Understand, respect, and embrace differences.

Computer skills: Access to e-mail and the Internet.

Principal Tasks:

- Attend training and other events as appropriate for the position such as Service Unit Development Session (SUDS).
- Recruit and support Girl/Adult planning committees to plan, implement, and evaluate Service Unit and Regional events.
- Utilize Girl/Adult partnership when planning Service Unit and Regional events.
- Provide information about Service Unit and Regional events to Service Unit Communications Coordinator for dissemination to Service Unit, Region, and GSESC.
- Ensure Safety-Wise, Safety Activity Checkpoints, and GSESC guidelines are followed for each event.
- Provide event details, pictures, etc. to the Service Unit Recognition Coordinator for submission to GSESC's Best Practices recognition.
- Ensure Troops who wish to host events for the Service Unit or Region are following event planning, implementation, and evaluation procedures.
- Promote GSESC sponsored events within the Service Unit.
- Attend monthly Service Team and Service Unit meetings.
- Encourage Co-Leaders to attend Service Unit meetings.
- Support Girl and Volunteer recruitment efforts.
- Work with Service Team to plan, implement, and evaluate Service Unit events.
- Work with Service Team to achieve Service Team benchmarks.

- Work to promote Girl Scouting within the Service Unit.

Girl Scouts of Eastern South Carolina

Position Description

Position: **Membership Recruiter**

Appointed By: Community Engagement Specialist

Accountable To: Volunteer Support Specialist and Service Unit Coordinator

Length of Appointment: One year

Responsible For: Extending Girl Scout membership to Girls and Volunteers

Qualifications:

- **Girl focus:** Empower Girls to lead activities, learn by doing, and cooperate with others on current issues that involve their interests and needs, while having fun.
- **Personal integrity:** Demonstrate dependability, honesty, and credibility.
- **Adaptability:** Adjust, modify own behavior, and remain flexible and tolerant in response to changing situations and environments.
- **Oral communication:** Express ideas and facts clearly and accurately.
- **Foster diversity:** Understand, respect, and embrace differences.
- **Computer skills:** Access to e-mail and the Internet.

Principal Tasks:

- Attend training and other events as appropriate for the position such as Service Unit Development Session (SUDS).
- Serve as community liaison for all new Volunteers and Girl Scouts in their Service Unit.
- Find new opportunities for recruitment as well as keep up with successful strategies to engage new Primary and Co-Leadership.
- Visit classrooms and attend recruitment events as the face of Girl Scouting.
- Form relationships with local Troops and Co-Leaders in the Service Unit.
- Follow up on Girls who participated in Day Camp, Twilight Camp and Resident Camp for Troop placement.
- Help place Girls and Adults in Troops.
- Help recruit new Troop sponsors.
- Assist in the placement of Girls bridging to the next Girl Scout Grade level.
- Assist with placing Individually Registered Members in Troops as needed.
- Attend monthly Service Team and Service Unit Meetings.
- Encourage Co-Leaders to attend Service Unit Meetings.
- Support Girl and Volunteer recruitment efforts.
- Work with Service Team to plan, implement, and evaluate Service Unit Events.
- Work with Service Team to achieve Service Team Benchmarks.
- Work to promote Girl Scouting within the Service Unit.

Girl Scouts of Eastern South Carolina

Position Description

Position: **Cookie Coordinator (SUCC)**
Appointed By: Product Program Manager with Volunteer Support Specialist's Recommendation
Accountable To: Product Program Manager & Service Unit Coordinator
Length of Appointment: One year
Responsible For: Managing council sponsored Product Sales for the Service Unit

Qualifications:

Girl focus: Empower Girls to lead activities, learn by doing, and cooperate with others on current issues that involve their interests and needs, while having fun.

Personal integrity: Demonstrate dependability, honesty, and credibility.

Adaptability: Adjust, modify own behavior, and remain flexible and tolerant in response to changing situations and environments while working with other Volunteers.

Oral communication: Express ideas and facts clearly and accurately to Volunteers as well as the Product Program Manager.

Foster diversity: Understand, respect, and embrace differences.

Computer skills: Access to e-mail and the Internet, and experience with ABC Smart Cookie

Principal Tasks:

- Attend required GSESC Cookie training and other events as appropriate for the position such as Service Unit Development Session (SUDS).
- Distribute Cookie Sale materials to Troop Cookie Coordinators after they have received training and signed Troop Cookie Coordinator (TCC) Agreement.
- Set-up all Troop Cookie Coordinators in online cookie system after they complete training and you received their Troop Cookie Coordinator (TCC) Agreement. These forms will be forwarded to GSESC's Product Program Department by the stated deadline.
- Reach out to local business managers to obtain permission for Cookie Booth Sale opportunities during the Booth Sale time frame.
- Collect Troop payments and sales reports from Troop Cookie Coordinators and forwarding to GSESC's Product Program Department by the stated deadline.
- Ensure distribution of all recognitions in a timely manner. Contact GSESC's Product Program Department by given deadline if recognitions are missing.
- Meet all deadlines for submitting paperwork and payments to GSESC.
- Support Individual Registered Members throughout the Cooke Sale program.
- Support, mentor, and guide Troop Leaders throughout the Cookie Sale program.
- Attend monthly Service Team and Service Unit meetings.
- Encourage Primary & Co-Leaders to attend Service Unit meetings.
- Support Girl and Volunteer recruitment efforts.
- Work with Service Team to plan, implement, and evaluate Service Unit events.
- Work with Service Team to achieve Service Team benchmarks.
- Work to promote Girl Scouting within the Service Unit.

Girl Scouts of Eastern South Carolina

Position Description

Position: **Fall Sale Product Program Coordinator (SUFSPPC)**
Appointed By: Product Program Manager with Volunteer Support Specialist's Recommendation
Accountable To: Product Program Manager & Service Unit Coordinator
Length of Appointment: One year
Responsible For: Managing the Fall Sale for the Service Unit

Qualifications:

Girl focus: Empower Girls to lead activities, learn by doing, and cooperate with others on current issues that involve their interests and needs, while having fun.

Personal integrity: Demonstrate dependability, honesty, and credibility.

Adaptability: Adjust, modify own behavior, and remain flexible and tolerant in response to changing situations and environments while working with other adult Volunteers.

Oral communication: Express ideas and facts clearly and accurately to Volunteers as well as the Product Program Manager.

Foster diversity: Understand, respect, and embrace differences.

Computer skills: Access to e-mail and the Internet, and experience with the Fall Sale online ordering system

Principal Tasks:

- Attend required GSESC Fall Sale training and other events as appropriate for the position such as Service Unit Development Session (SUDS).
- Provide Fall Sale training to Troops in your Service Unit, using GSESC provided PowerPoint presentation and script.
- Distribute Fall Sale packets (sales materials) to Troop Fall Sale Product Program Coordinators (TFSPPC) after they have received training.
- Set-up all TFSPPC in system after receiving their TFSPPC agreement. These forms will need to be forwarded to GSESC's Product Program Department by the stated deadline.
- Collect Troop payments and sales reports from TFSPPCs and forwarding to GSESC's Product Program Department by the stated deadline.
- Meet all deadlines for submitting paperwork and payments to GSESC.
- Support Individual Registered Members throughout the Fall Sale Product Program.
- Support, mentor, and guide Troop Leaders throughout the Fall Sale Product Program.
- Attend monthly Service Team and Service Unit meetings.
- Encourage Co-Leaders to attend Service Unit meetings.
- Support Girl and Volunteer recruitment efforts.
- Work with Service Team to plan, implement, and evaluate Service Unit events.
- Work with Service Team to achieve Service Team benchmarks.
- Work to promote Girl Scouting within the Service Unit.

Girl Scouts of Eastern South Carolina

Position Description

Position: **Mentor - Grade Level Specific**

Appointed By: Volunteer Support Specialist

Accountable To: Volunteer Support Specialist and Service Unit Coordinator

Length of Appointment: One year

Responsible For: Mentoring of Grade Level Co-Leaders

Qualifications:

- **Girl focus:** Empower Girls to lead activities, learn by doing, and cooperate with others on current issues that involve their interests and needs, while having fun.
- **Personal integrity:** Demonstrate dependability, honesty, and credibility.
- **Adaptability:** Adjust, modify own behavior, and remain flexible and tolerant in response to changing situations and environments.
- **Oral communication:** Express ideas and facts clearly and accurately.
- **Foster diversity:** Understand, respect, and embrace differences.
- **Computer skills:** Access to e-mail and the Internet.

Principal Tasks:

- Attend training and other events as appropriate for the position such as Service Unit Development Session (SUDS).
- Guide and mentor Co-Leaders for specific Grade Level within Service Unit.
- Assist with placement of new and bridging Girls in respective Grade Level.
- Communicate with Individual Registered Members in your Service Unit and keep them informed on Service Unit and GSESC events.
- Provide support for the Girl Scout Co-Leadership Experience to the parents of Individual Registered Member.
- Help solve Troop problems beyond normal Troop management.
- Encourage Co-Leaders to attend Service Unit Meetings.
- Promote Troop participation in GSESC events.
- Attend monthly Service Team and Service Unit Meetings.
- Encourage Co-Leaders to attend Service Unit Meetings.
- Support Girl and Volunteer recruitment efforts.
- Work with Service Team to plan, implement, and evaluate Service Unit Events.
- Work with Service Team to achieve Service Team Benchmarks.
- Work to promote Girl Scouting within the Service Unit.

Girl Scouts of Eastern South Carolina

Position Description

Position: Adult Learning Coordinator

Appointed By: Volunteer Support Specialist

Accountable To: Volunteer Support Specialist and Service Unit Coordinator

Length of Appointment: One year

Responsible For: Promoting training opportunities

Qualifications:

- **Girl focus:** Empower Girls to lead activities, learn by doing, and cooperate with others on current issues that involve their interests and needs, while having fun.
- **Personal integrity:** Demonstrate dependability, honesty, and credibility.
- **Adaptability:** Adjust, modify own behavior, and remain flexible and tolerant in response to changing situations and environments.
- **Oral communication:** Express ideas and facts clearly and accurately.
- **Foster diversity:** Understand, respect, and embrace differences.
- **Computer skills:** Access to e-mail and the Internet.

Principal Tasks:

- Attend training and other events as appropriate for the position such as Service Unit Development Session (SUDS).
- Keep training records of Co-Leaders and communicate training needs to Volunteer Support Specialist.
- Promote training opportunities.
- Keep Co-Leaders informed of important dates and deadlines.
- Work with Membership Recruiter to plan and implement Adult Recruitment.
- Attend monthly Service Team and Service Unit Meetings.
- Encourage Co-Leaders to attend Service Unit Meetings.
- Support Girl and Volunteer recruitment efforts.
- Work with Service Team to plan, implement, and evaluate Service Unit Events.
- Work with Service Team to achieve Service Team Benchmarks.
- Work to promote Girl Scouting within the Service Unit.

Girl Scouts of Eastern South Carolina

Position Description

Position: **Recognition Coordinator**

Appointed By: Volunteer Support Specialist

Accountable To: Volunteer Support Specialist & Service Unit Coordinator

Length of Appointment: One year

Responsible For: Promoting Girl and Volunteer recognitions

Qualifications:

- **Girl focus:** Empower Girls to lead activities, learn by doing, and cooperate with others on current issues that involve their interests and needs, while having fun.
- **Personal integrity:** Demonstrate dependability, honesty, and credibility.
- **Adaptability:** Adjust, modify own behavior, and remain flexible and tolerant in response to changing situations and environments.
- **Oral communication:** Express ideas and facts clearly and accurately.
- **Foster diversity:** Understand, respect, and embrace differences.
- **Computer skills:** Access to e-mail and the Internet.

Principal Tasks:

- Attend training and other events as appropriate for the position such as Service Unit Development Session (SUDS).
- Promote Girl and Adult Recognition event(s).
- Promote the Girl Scout Bronze, Silver, Gold Award, College Scholarships, and Adult Recognitions.
- Ensure all the necessary paperwork is submitted by the stated deadlines.
- Keep Co-Leaders informed of important dates and deadlines.
- Plan and implement a Leader Appreciation event on the Service Unit level.
- Work with Membership Recruiter to plan and implement Adult Recruitments.
- Attend monthly Service Team and Service Unit Meetings.
- Encourage Co-Leaders to attend Service Unit Meetings.
- Support Girl and Volunteer recruitment efforts.
- Work with Service Team to plan, implement, and evaluate Service Unit Events.
- Work with Service Team to achieve Service Team Benchmarks.
- Work to promote Girl Scouting within the Service Unit.

Girl Scouts of Eastern South Carolina

Position Description

Position: **Delegate**

(Elected by the membership)

Accountable to: Service Unit; Girls and Adults

Length of Appointment: One year

Responsible for: Representing the Service Unit at the GSESC Annual Meeting and to elect officers, members and Board Development Committee of the GSESC Board of Directors and delegates to national meetings of GSUSA.

Qualifications:

- **Girl focus:** Empower Girls to lead activities, learn by doing, and cooperate with others on current issues that involve their interests and needs, while having fun.
- **Personal integrity:** Demonstrate dependability, honesty, and credibility.
- **Adaptability:** Adjust, modify own behavior, and remain flexible and tolerant in response to changing situations and environments.
- **Oral communication:** Express ideas and facts clearly and accurately.
- **Foster diversity:** Understand, respect, and embrace differences.
- **Computer skills:** Access to e-mail and the Internet
- Must be **at least 14 years** of age

Principal Tasks

- Review issues to be discussed at the GSESC Annual Meeting.
- Attend the GSESC Annual Meeting and any other called delegate meetings.
- Understand the viewpoint of the Service Unit and vote, after full consideration of all points of view on the basis of what is in the best interest of Girl Scouts throughout the Council.
- Report back to the Service Unit on discussion and action taken at the GSESC Annual Meeting.
- Inform the Service Unit Chair of any concerns expressed by membership that requires the Board of Directors' and/or the Chief Executive Officer's attention and relay any information received from the Service Unit Chair to the membership.
- Attend delegate training(s) and workshop(s).

Girl Scouts of Eastern South Carolina

Position Description

Position: **Delegate (Alternate)**
(Elected by the membership)

Accountable to: Service Unit; Girls and Adults

Length of Appointment: One year

Responsible for: When the delegate is unable to serve: representing the Service Unit at the GSESC Annual Meeting and to elect officers, members and Board Development Committee of the GSESC Board of Directors and delegates to national meetings of GSUSA.

Qualifications:

- **Girl focus:** Empower Girls to lead activities, learn by doing, and cooperate with others on current issues that involve their interests and needs, while having fun.
- **Personal integrity:** Demonstrate dependability, honesty, and credibility.
- **Adaptability:** Adjust, modify own behavior, and remain flexible and tolerant in response to changing situations and environments.
- **Oral communication:** Express ideas and facts clearly and accurately.
- **Foster diversity:** Understand, respect, and embrace differences.
- **Computer skills:** Access to e-mail and the Internet
- Must be **at least 14 years** of age

Principal Tasks:

- Review issues to be discussed at the GSESC Annual Meeting.
- Attend the GSESC Annual Meeting and any other called delegate meetings.
- Understand the viewpoint of the Service Unit and vote, after full consideration of all points of view on the basis of what is in the best interest of Girl Scouts throughout the Council.
- Report back to the Service Unit on discussion and action taken at the GSESC Annual Meeting.
- Inform the Service Unit Chair of any concerns expressed by membership that requires the Board of Directors' and/or the Chief Executive Officer's attention and relay any information received from the Service Unit Chair to the membership.
- Attend delegate training(s) and workshop(s).

All About Girl Scouts

At Girl Scouts, girls' dreams are our dreams and Girl Scouts is where girls see the limitless possibilities ahead, because they are encouraged to aim for the stars and reach them! Whether she's making a new friend on the playground, raising her hand in class, starting her own nonprofit, or advocating for climate change or social justice, a Girl Scout builds a better world—just as Girl Scouts have been doing for over a century. With programs in every zip code, coast-to-coast and around the globe, every girl can find her place in Girl Scouts and start creating the world she wants to see.

Girl Scout Volunteers

Girl Scout volunteers are a dynamic and diverse group. Whether you're a recent college graduate, parent, retiree, or really, anyone with a sense of curiosity and adventure (of any gender, who is 18 years or older and has passed their council's screening process), your unique skills and experiences have the power to change girls' lives. With you as their mentor, girls will grow and thrive.

Girl Scout members and volunteers are united by the values in the [Girl Scout Promise and Law](#) and their shared commitment to embrace leadership in all forms. Each member agrees to follow Girl Scouts safety guidelines and pay annual membership dues of \$45. Volunteers and adults also have the option to purchase a [Lifetime membership](#).

Girl Scouts of Eastern South Carolina

Position Description

Position: Troop Primary Leader (1) and Co-Leaders (1 or more)

Accountable to: Volunteer Support Specialist

Responsible for: Facilitating the Girl Scout Program utilizing the Girl/Adult partnership. Providing opportunities for the Girls' development based on Girl Scout Co-Leadership Experience. Ensuring GSUSA and GSESC policies, standards and procedures are followed.

Qualifications:

- **Girl focus:** Empower Girls to lead activities, learn by doing, and cooperate with others on current issues that involve their interests and needs, while having fun.
- **Personal integrity:** Demonstrate dependability, honesty, and credibility.
- **Adaptability:** Adjust, modify own behavior, and remain flexible and tolerant in response to changing situations and environments.
- **Oral communication:** Express ideas and facts clearly and accurately.
- **Foster diversity:** Understand, respect, and embrace differences.
- **Computer skills:** Access to e-mail and the Internet

Principal Tasks:

- Ensure Troop registration within two weeks of organization
- Complete Council required paperwork and training
- Recruit and utilize a Troop Committee, beginning with first parent meeting
- Maintain accurate Troop financial records; complete Troop Annual Finance Report and Troop Owned Equipment List meeting required deadlines
- Submit a Trip Approval Form for any overnight trips, participating in activities that need approval and/or renting/leasing vehicles
- Obtain approval for money earning projects outside GSESC fall and cookie sales
- Help Girls identify their interests and needs and work with them to build a plan for meeting those needs
- Safeguard and be accountable for all Troop equipment and money
- Keep parents informed on Troop plans and activities
- Attend or have a representative at the Service Unit Meetings

- Ensuring that all registered Adults (who directly interact with the Girls) in Troop have completed a background check

Your Responsibilities

Your other responsibilities as a Girl Scout volunteer include:

- Accepting the Girl Scout Promise and Law
- Understanding the Three Keys to Leadership that are the basis of the Girl Scout Leadership Experience: Discover, Connect, and Take Action
- Sharing your knowledge, experience, and skills with a positive and flexible approach
- Working in a partnership with Girls so that their activities are Girl-led, allow them to learn by doing, and allow for cooperative (group) learning; you'll also partner with other volunteers and Council staff for support and guidance
- Organizing fun, interactive, Girl-led activities that address relevant issues and match Girls' interests and needs
- Providing guidance and information regarding Girl Scout group meetings with Girls' parents or guardians on a regular and ongoing basis through a variety of tools, including email, phone calls, newsletters, blogs, other forms of social media, and any other method you choose
- Processing and completing registration forms and other paperwork, such as permission slips
- Communicating effectively and delivering clear, organized, and vibrant presentations or information to an individual or the group
- Overseeing with honesty, integrity, and careful record-keeping the funds that Girls raise
- Maintaining a close connection to your volunteer support team as well as your Council
- Facilitating a safe experience for every Girl

Your Volunteer Support Team

In your role as a Girl Scout volunteer, you'll team up with co-volunteers, parents/guardians, members of the community, Council staff, and others who have expressed interest in working alongside you. The Adult guide of each Journey gives you tips and guidance for creating a friends-and-family network to support you all along the way.

- The other volunteers on your support team may help by:
- Filling in for you
- Arranging meeting places
- Being responsible for communicating with Girls and parents/guardians
- Locating Adults with special skills to facilitate a specialized meeting
- Assisting with trips and chaperoning
- Building Girls outdoor skills and experiences
- Managing group records

If you have a large support team, the first thing you'll want to do is meet with this group and discuss what brought each of you to Girl Scouts, review your strengths and skills, and talk about how you would like to work together as a team. You might also discuss:

- When important milestones will happen (Girl Scout cookie activities, field trips, travel plans, events, dates for other opportunities) and how long the planning process will take
- When and where to meet as a group of volunteers, if necessary
- Whether, when, where, and how often to hold parent/guardian meetings
- Whether an advance trip to a destination, event site, or camp needs to happen

Remember to call on your volunteer support team. This team can help you observe a meeting, assign you a buddy, help with registration forms, assist you with opening a bank account, plan your first meeting, and so on. Also plan to attend support meetings—usually held several times throughout the year—that provide excellent opportunities to learn from other volunteers.

Taking Advantage of Learning Opportunities

Girl Scouts strives to provide you with the necessary information to successfully manage your group of Girls and to let you know how and where you can get additional information on certain topics when you want to learn more. Volunteer learning is offered in a variety of ways to best meet your unique learning styles: written resources, face-to-face learning, interactive online learning—and additional methods are being developed and tested all the time.

For more information check out our training calendar

<https://www.girlscoutsgsc.org/en/discover/activities/event-calendar.html>

We do ask our Primary and Co-Leaders to complete the following Basic Leader trainings when you first get started:

1. *Successful Leader Learning Series (SLLS)* is a GSUSA required training through their online learning platform gsLearn. Please be on the lookout for a system generated email inviting you to set up your login.
2. *First Steps for New Co-Leaders* supplements the SLLS with all pertinent Council specific information. It is currently facilitated via Zoom and you can find the training dates and registration link on our calendar <https://www.girlscoutsesc.org/en/discover/activities/event-calendar.html>
3. *Child Abuse Awareness and Prevention Training* which is also being facilitated via Zoom. Dates and registration links can also be found on our website calendar <https://www.girlscoutsesc.org/en/discover/activities/event-calendar.html>

Girl Scouts of Eastern South Carolina offers other courses as well which we will cover at a later time, once you have started meeting with your girls and are ready to embark on your first field trips.

Planning Trips with Girls will cover you for all Field Trips and for overnight trips in "self-contained units" (e.g., hotels, rentals, cabins [where you have sleeping quarters, kitchen, bathroom in the same building]). This session, held via Zoom, will go over all paperwork needed, GSUSA and GSESC guidelines, how to travel safely with your Troop and what activities are for what grade levels and so much more. You can find all training dates and registration links on our website <https://www.girlscoutsesc.org/en/discover/activities/event-calendar.html>

Planning Trips with Girls is also the prerequisite for *Troop Camp Training*. Before you take your girl on an overnight camping trip and/or you plan to cook over an open fire (this includes making s'mores) you or a Volunteer in your Troop will need to attend *Troop Camp Training*. This is an overnight training, which teaches you how to build a campfire, how to cook using various cooking methods, camp site etiquette and so much more. You can find all training dates and registration links on our website <https://www.girlscoutsesc.org/en/discover/activities/event-calendar.html>

Now that you have completed our required Leader Training, let's talk about Portfolios. Girl Scouts of Eastern South Carolina offers grade level specific trainings, Grade Level Portfolios, which are not required but highly encouraged. We offer them for each grade level, from Daisies all the way to Ambassadors. You can find the dates and registration link on our website calendar <https://www.girlscoutsesc.org/en/discover/activities/event-calendar.html>

These trainings are currently held via Zoom and are about 2 hours in length.

During these workshops you will learn what to do with the girls and see all the resources available to you at the specific grade level.

GSUSA also offers grade level trainings for Daisy, Brownie and up through their online training platform gsLearn. You can search them out as: GSUSA Daisy....

ATTENDANCE

Most our trainings are facilitated via Zoom. If this is your first Zoom meeting, please log on 5-10 minutes prior to the start to ensure your computer, iPad or phone work properly with Zoom. Class will begin at the scheduled time; if you are more than 15 minutes late you will not be given credit for the training.

If you are more than 30 minutes late for Troop Camp Training, you will not be given credit.

CONFIRMATIONS

You will receive a confirmation email at least 24 hours prior to the training with login credentials

CANCELLATIONS/REFUNDS FOR TROOP CAMP TRAINING

Should a session not have the minimum number of participants you will be notified of the cancellation.

If you are unable to attend, call/email Michaela Watts as soon as possible. We may have a waiting list of people who need training.

Knowing How Much You're Appreciated

Whatever your volunteer position, your hard work means the world to Girls, to your Council staff, and to Girl Scouts of the USA. We're calling on all members of society to help Girls reach their full potential, and you've answered that call. So, thank you, from the bottom of our hearts.

Just as you'll receive support throughout your volunteering experience, when you reach the end of the term you signed up for, you'll talk with your support team about the positive parts of your experience, as well as the challenges you faced, and discuss whether you want to return to this position or try

something new. The end of your Troop year, camp season, overseas trip, or series/event session is just the beginning of your next adventure with Girl Scouting!

If you're ready for more opportunities to work with Girls, be sure to let your Council support team know how you'd like to be a part of Girls' lives in the future—whether in the same position or in other, flexible ways. Are you ready to organize a series or event? take a trip? work with Girls at camp? work with a Troop of Girls as a year-long volunteer? share your skills at a Council

office, working behind the scenes? The possibilities are endless, and can be tailored to fit your skills and interests.

You can find the Adult Recognitions Forms on our webpage

<https://www.girlscoutsesc.org/en/members/for-volunteers/forms-and-documents.html>

Volunteer Appreciation



Without our passionate and dedicated volunteers, there would be no Girl Scouting. That's why we celebrate National Volunteer Month every April and turn up the party as we ring in National Girl Scout Leader's Day on April 22.

Girl Scouts also celebrates National Volunteer Week, which falls during the third day of April. What can we say, we love our volunteers!

Keep an eye out for GSESC's Annual Volunteer Appreciation events in April!

Girl Scout Grade Levels

Girls can join the fun at any point from kindergarten through twelfth grade. Girl Scouts six grade levels are:

- [Girl Scout Daisy](#) (grades K-1)
- [Girl Scout Brownie](#) (grades 2-3)
- [Girl Scout Junior](#) (grades 4-5)
- [Girl Scout Cadette](#) (grades 6-8)
- [Girl Scout Senior](#) (grades 9-10)
- [Girl Scout Ambassador](#) (grades 11-12)

The Girl Scout Leadership Experience (GSLE)

The Girl Scout Leadership Experience provides the foundation for all we do. It is the core of our program and encompasses everything from our Promise and Law to our badges, activities, and Journeys. And at the center of it all are the girls. At Girl Scouts, everything centers around the girl, [it's what makes Girl Scouts truly unique](#). Our program is designed by, with, and for girls. With a focus on girl-led programming and activities, girls have the opportunity to take on leadership roles and learn-by-doing in a safe, fun, and cooperative environment.

Although girls may start building their leadership skills in school and on sports teams, [research shows](#) that the courage, confidence, and character girls develop as Girl Scouts stay with them throughout their lives. Our program and outcomes are based in research and our studies show

that Girl Scouting has a measurable positive impact on girls. In fact, we can proudly say Girl Scouts are almost 10% more likely, than non-Girl Scouts, to have positive expectations about their future based on our studies. We encourage you to learn more about our program and outcomes as you [check out our studies and in-depth research](#) for insights and information.

The Girl Scout Leadership Experience has been purposefully designed to include a variety of fun and challenging activities to help girls learn, grow, and thrive. And at the base of it all are three keys and three processes.

What girls *do* in Girl Scouting all fit within our three keys: **Discover**, **Connect**, and **Take Action**.

- **Discover.** When Girl Scouts take part in fun and exciting badge activities, earn a Girl Scout Journey award, go camping, or attend an amazing Girl Scout program or event, you are helping them *discover* who they are, what they care about, and where their talents lie.
- **Connect.** When Girl Scouts collaborate with others—including the members and leaders of their troop, Girl Scouts from their local community, or community partners and experts—they *connect* and expand their horizons. This helps them care about, support, inspire, and team up with others both locally and globally.
- **Take Action.** When girls deepen their relationship with the world around them, they're eager to *take action* to improve the local community and the greater global community and make the world a better place.

So how do we *do* it? The Girl Scout Leadership Experience draws on three unique processes—**Girl-led**, **Learning by Doing**, and **Cooperative Learning**—that encourage girls to try new things, write their own stories, and develop the skills and confidence to say, “I know I can do this!”

- **Girl-led.** Girl Scouts take the lead, no matter their age. From selecting the badges they'll pursue to how they'll organize an activity; Girl Scouts have the chance to follow their dreams and grow their skills—and gain the confidence that comes with that.
- **Learning-by-Doing.** Hands-on activities are fun for Girl Scouts of any age, but they also help them feel empowered to shape their own experience. Girl Scouts unlock their “I got this” attitude as they discover they can always dust themselves off and try again when things don't go according to plan.
- **Cooperative Learning.** There's power in having a tight-knit group of friends who will learn with you, grow with you, and always cheer you on. Girl Scouts see firsthand that teamwork, respect, and collaboration can fuel them through any challenge that comes their way.

As a volunteer, you'll draw on these **three processes** as you lead girls of any age. And naturally, girl-led at the Daisy level will look very different from girl-led at the Ambassador level. What is most important is that your Girl Scouts make decisions about the activities they will do *together* and make choices as their doing the activities *together*. As girls learn from their successful, and not so successful tries, they gain confidence. All girls should have the opportunity to lead within their peer group. By the time girls are Cadettes, Seniors, and Ambassadors, they will be using the

leadership skills they've developed to take on more ownership of their activities, mentor younger Girl Scouts, and take action to make the world a better place.

One last tip about following these processes. Girl Scouting **isn't** a to-do list, so please don't feel that checking activities off a list is more important than tuning in to what interests girls and sparks their imaginations. Projects don't have to come out perfectly—in fact, it's a valuable learning experience when they don't—Girl Scouts don't have to fill their vests and sashes with badges. What matters most is the fun and learning that takes place as they make experiences their own, so don't be afraid to [step back and let your girls take the lead](#).

Reflection

Was a badge-earning activity a resounding success? Or was it derailed by something your troop hadn't factored in? No matter the activity's outcome, you can amplify its impact by encouraging your girls to reflect on their latest endeavor.

Reflection is the necessary debrief that reinforces what girls learned. As your Girl Scouts explore the what's and why's, they'll make meaningful connections between the activity at hand and future challenges that come their way. In other words, reflection gives girls the confidence boost they need to pick themselves up, try again, and succeed.

Keep in mind that reflection does not need to be a formal process, but you can kick-start the conversation with three simple questions: What? So what? and Now what?

What? Go over the “what” of the activity. For example, ask:

- What did we do today?
- What part was your favorite?
- If we did it again, what would you want to do differently and what would you want to repeat?

So what? Next, move to the “so what.” You might ask:

- So, what did you learn by doing this activity?
- So, what did you learn about yourself?
- So, what did you learn about your community (or environment, school, or others) that you didn't know before?

Last, review the now what. Say something like:

- Now that we've done this, what would you like to do next?
- Now that you know this about yourselves, what would you like to try next?
- Now that we've completed this Take Action™ project, what do you think we should do next to make sure it continues?

This form of reflection, or whatever style of reflection you choose to use with your girls, is a powerful component of the Girl Scout Leadership Experience that helps girls to carry these lessons with them for the rest of their lives.

Progression



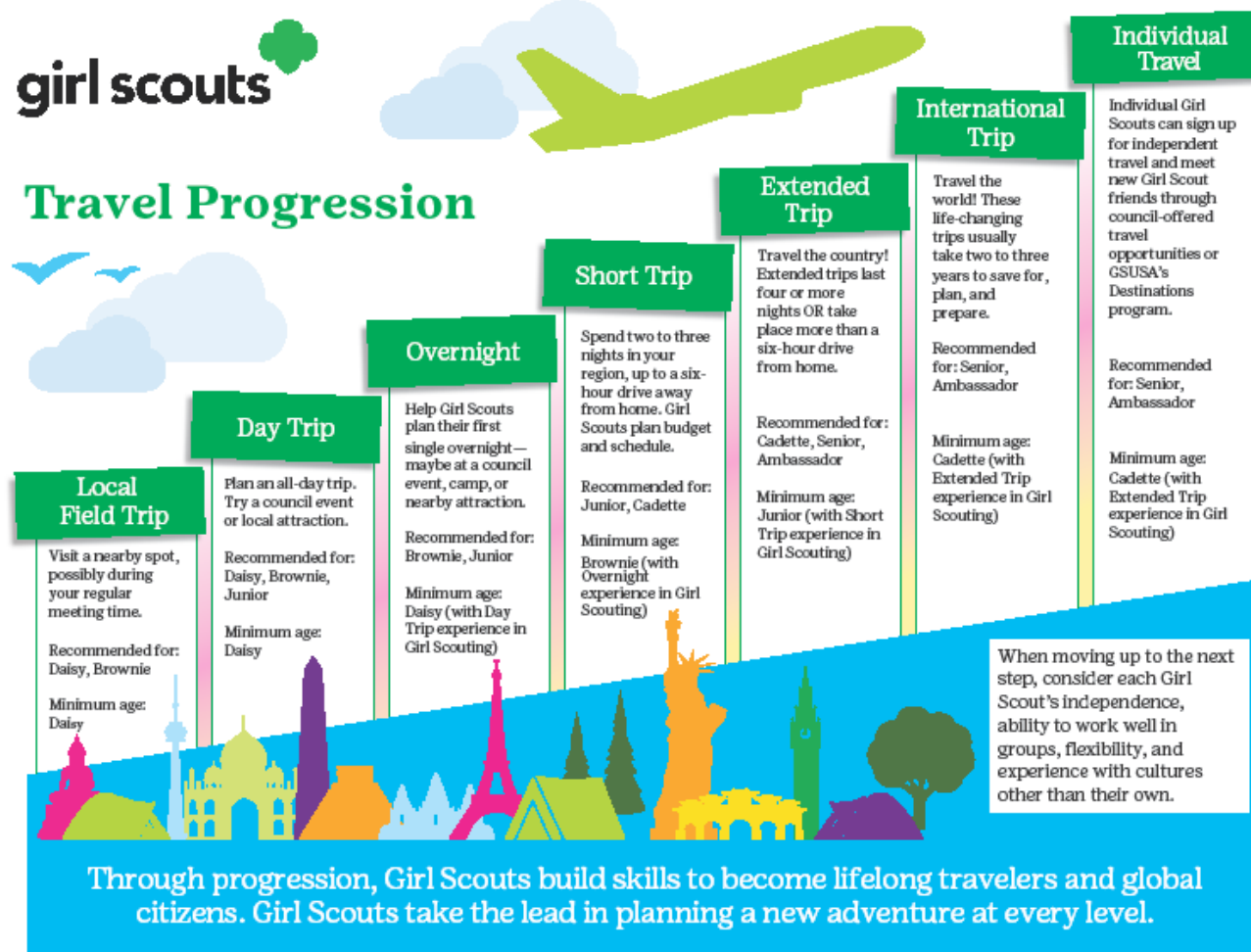
Outdoor Progression

Progression allows girls to learn the skills they need to become competent in the outdoors, including how to plan and organize outdoor activities. Acknowledge a girl's mastery of an outdoor skill and invite her to challenge herself further by taking that next step up and out! Outdoor fun can be endless when girls lead.





Travel Progression



Although program elements—like outdoor expeditions or entrepreneurial ventures—align across all grade levels, Girl Scout Brownies and Juniors won't be doing the same activities as Girl Scout Seniors and Ambassadors. But with your support, they will get there!

Girl Scout programming is designed to be progressive and it's what makes Girl Scouting fun and effective! By building on the knowledge and skills they gain year after year, your girls' confidence will grow exponentially, and they'll be eager to try new things and take on new challenges. As a volunteer, you will cultivate a [supportive, nonjudgmental space](#) where your Girl Scouts can test their skills and be unafraid to fail.

Keep in mind that progression drives success for your troop. In the following links, we've outlined some suggestions that will help you determine when your girls are ready for their next [outdoor challenge](#), their [next troop trip](#), or their next cookie-selling challenge.

Inclusion

Girl Scouts has a strong commitment to diversity and inclusion, and we welcome and embrace girls of all abilities and backgrounds into our wonderful sisterhood.

Inclusion is at the core of who we are; it's about being a sister to every Girl Scout and celebrating our unique strengths. Part of the important work you will do includes modeling friendship and kindness for your girls and showing them what it means to practice empathy. Through equal treatment, you can nurture an inclusive troop environment.

When scheduling, planning, and carrying out activities, carefully consider the needs of all girls involved, including school schedules, family needs, financial constraints, religious holidays, and the accessibility of appropriate transportation and meeting places.

The Girl Scout Program: National Program Pillars & More

[Girl Scouts four Program Pillars](#)—STEM, Life Skills, Outdoors, and Entrepreneurship—form the foundation of the Girl Scout program and work together to build girls' curiosity, kindness, and can-do spirit. In fact, every aspect of our program, and every Girl Scout adventure, can be traced back to one of our four program pillars.

[STEM](#) (Science, Technology, Engineering, and Math). Girls are naturally curious and have a strong desire to help others. Whether they're building a robot, developing a video game, or studying the stars, Girl Scouts become better problem-solvers and critical thinkers through STEM and gain the confidence to turn their ideas into breakthrough inventions to help others.

[Life Skills](#). Girl Scouts life skills programming includes a mix of practical skills, tools, and activities that foster positive values in girls like financial literacy, civic engagement, and community service. Skills that help them discover that they have what it takes to raise their voices as community advocates, make smart decisions about their finances, and form strong, healthy relationships—skills that inspire them to accept challenges and overcome obstacles, now and always.

[Outdoors](#). Girl Scouts has been building girls' outdoor confidence and skills for over one hundred years through a variety of outdoor adventures like camping and nature focused badges that inspire them to spend time outdoors and develop a lifelong appreciation of nature. An appreciation that sparks girls' desire to take action as environmental stewards in their community and across the globe.

[Entrepreneurship](#). Starting with Girl Scouts iconic Girl Scout Cookie Program and growing to include the fall product program and a series of entrepreneurship badges, this pillar instills and nurtures an entrepreneurial mindset and fuels girls' curiosity and confidence as they learn the essentials of running their own businesses and how to think like entrepreneurs.

Important Differences: Journeys and Badges

Journeys and badges are designed to give girls different leadership-building experiences, all while having fun!

- **Journeys** GSUSA is retiring the National Leadership Journey as October 1, 2026. As part of this change, we will provide new and updated versions of the Leadership awards for Girl Scouts to build foundational leadership skills essential for success in their Highest Award. This change will occur over a one-year transitional period. Importantly, there will be no impact on Girl Scouts who plan to or have already earned Journeys—if a Girl Scout has earned a Journey to be used as a prerequisite, it will never expire.
- **Badges** are about skill building. When a Girl Scout earns a badge, it shows that she's learned a new skill, such as how to make a healthy snack, build and test a toy race car, or take great digital photos. Badges may even spark an interest at school or plant the seed for a future career.

If they choose, your Girl Scouts can pursue badges and Journey awards in the same year. If they do choose to take this approach, encourage them to find the connections between the two to magnify their Girl Scout experience. While you're having fun, keep in mind that the quality of a girl's experience and the skills and pride she gains from earning Journey awards and skill-building badges far outweigh the quantity of badges she earns.

As a volunteer, you don't have to be the expert in any badge or Journey topic. In fact, when you show that you're not afraid to fail and willing to try something new, you are modeling what it is to be a Girl Scout. Our badge and Journey requirements are structured so your girls can learn new skills without you having to be an expert in all the assorted topics, including STEM.

Important Differences: Community Service and Take Action Projects

As your Girl Scouts look for meaningful ways to give back to their community, you can help sharpen their problem-solving skills and expand their definition of doing good by discussing community service and Take Action projects. Both projects serve essential needs, but at different levels.

- When a Girl Scout performs **community service**, she is responding to an immediate need in a one-off, "doing for" capacity. In other words, she is making an impact right now.
- Through **Take Action/service learning**, girls explore the root causes of a community need and address it in a lasting way; they truly make the world—or their part of it—a better place.

If your troop members want to pursue their Bronze, Silver, or Gold Award, they'll develop a Take Action project on an issue that's close to their hearts. To make Take Action projects even more impactful for your Girl Scouts, set time aside for them to reflect on their projects. When they take time to internalize the lessons they've learned, they're more likely to find success in their future projects—or anything else they put their minds to.

Traditions, Ceremonies, and Special Girl Scout Days

Time-honored traditions and ceremonies unite Girl Scout sisters, and the millions of Girl Scout alums who came before them—around the country and around the globe—and remind girls how far their fellow trailblazers have come and just how far they'll go.

A few of those extra special days, when you will want to turn up the celebrations, include:

- Juliette Gordon Low's birthday or Founder's Day, October 31, marks the birth in 1860 of [Girl Scouts of the USA founder Juliette Gordon Low](#) in Savannah, Georgia.
- [World Thinking Day](#), February 22, celebrates international friendship. It is an opportunity for Girl Scouts and Girl Guides to connect with each other and explore a common theme around the world.
- Girl Scouts' birthday, March 12, commemorates the day in 1912 when Juliette Gordon Low officially registered the organization's first eighteen girl members in Savannah, Georgia.

So, whether they're working on a new badge, making new friends, or closing meetings with a friendship circle, your troop won't want to miss out on Girl Scouts' treasured [traditions, ceremonies, and special Girl Scout days](#).

Highest Awards

The Girl Scout Bronze, Silver, and Gold Awards honor girls who become forces for good and create a lasting impact in their communities, nationally and around the world.

As your Girl Scouts discover the power of their voices, they'll want to take on an issue that is close to their hearts and meaningful to them. Encourage them to turn their ideas into reality by pursuing Girl Scouts' highest awards.

- [The Girl Scout Bronze Award](#) can be earned by Juniors. The prerequisite is completion of one Junior Journey and the associated Take Action project. The Bronze Award is earned by the group.
- [The Girl Scout Silver Award](#) can be earned by Cadettes. The prerequisite is completion of one Cadette Journey and the associated Take Action project. The Silver Award can be earned by an individual girl or by a small group.
- [The Girl Scout Gold Award](#) can be earned by Seniors and Ambassadors who have completed either two Girl Scout Senior/Ambassador level Journeys and the associated Take Action project or earned the Silver Award and completed one Senior/Ambassador level Journey.

Did you know that a Gold Award Girl Scout is entitled to enlist at a higher paygrade when she joins the U.S. military? A Gold Award Girl Scout's achievements also prime her for the fast track when it comes to college admissions and make her an outstanding candidate for academic scholarships and other financial awards.

Girl Scouts are eligible to earn any recognition at the grade level in which they are registered. Any Girl Scout is eligible to earn the Girl Scout Gold Award even if she joined Girl Scouts for the first time in high school.

Ask your council about Girl Scout Gold Award Girl Scouts in your community and how they're doing their part to make the world a better place. For inspiration, consider inviting a local Gold

Award Girl Scout to speak to your troop about how she took the lead and made a difference. You'll be inspired when you see and hear what girls can accomplish when they take the lead—and by the confidence, grit, problem-solving, time and project management, and team-building expertise they gain while doing so!

Girl Scout Travel and Destinations

Girl Scouts encourages girls to try new things and see the world with fresh eyes, both inside and outside of their usual troop meetings. As COVID-19-related travel restrictions are lifted across the globe and you and your troop feel safe doing so, you may be excited to travel and explore the world as a troop.

Traveling as a Girl Scout is a more engaging experience than traveling with family, school, or other groups because [girls take the lead](#). They'll make important decisions about where to go, what to do, and take increasing responsibility for the planning of their trips. During this process, they will also build their organizational and management skills—skills that will benefit them throughout their lives.

Girl Scout travel is built on a [progression of activities](#), so girls are set up for success. Daisies and Brownies start with field trips and progress to day trips, overnights, and weekend trips. Juniors can take their adventures farther with longer regional trips. And Cadettes, Seniors, and Ambassadors can travel the United States and then the world. There are even opportunities for older girls to travel independently by joining trips their council organizes or participating in GSUSA's travel program, [Destinations](#).

Planning Troop Adventures

Contact your council as soon as you start thinking about planning a trip to find out more about their approval process for overnight and extended travel. They will also likely have training programs that will raise your confidence as a chaperone.

Seeking Council Permission

A completed Trip/Activity Approval Form is required for *all overnight trips including international trips, trips involving the use of rented/borrowed/chartered vehicles and activities which require Council approval*. Trip/Activity Approval Forms must be submitted three (3) weeks prior to the trip, and eight (8) weeks prior for international trips. All trips must be approved by your Volunteer Support Specialist. Extra Insurance is required for all International Trip (Plan3PI) and if the Troop wants to add sickness coverage (Plan 3P). To obtain insurance coverage, submit a completed Extra Insurance Request Form with payment information (minimum premium is \$5), your trip itinerary (international trips), and list of participants, at least three (3) weeks prior to your trip. All forms are available online <https://www.girlscoutsofamerica.org/en/members-for-volunteers/forms-and-documents.html>

All Trip Approval Forms must be submitted online <https://form.jotform.com/92684961838172>. An email confirmation will be sent to the Troop Primary Leader upon receipt of the form and an approval/denial email will be sent closer to the date of the trip. Failure to follow correct

procedure and training requirements for trips may result in the Leadership being personally liable in case of accident or injury as the Girl Scout insurance will be null and void.

Encourage the Girls to submit much of the information themselves, including the following:

- A detailed itinerary, including specific activities involved, mode of travel, and all dates and times
- Location and type of premises to be used
- Numbers of Girls who will be participating (parental permissions must be obtained)
- Names and contact information for the Adults participating
- Any other groups, organizations, consultants, or resource people who will be involved
- Participants' skill levels, if applicable (language skills, backpacking or camping experience, and so on)
- Any specialized equipment that will be used, if applicable
- Required agreements or contracts (for example, hiring a bus, use of premises)

Not sure where to begin? Check out the [Girl Scout Guide to U.S. Travel](#). This resource is designed for Juniors and older Girl Scouts who want to take extended trips—that is, longer than a weekend—but also features tips and tools for budding explorers who are just getting started with field trips and overnights.

Once girls have mastered planning and embarking upon trips in the United States, they might be ready for a global travel adventure! Global trips usually take a few years to plan, and the [Girl Scout Global Travel Toolkit](#) can walk you through the entire process.

Involving Chaperones

To determine how many volunteer chaperones the Girls will need with them on the trip, see the Adults-to-Girl ratios. As you ask for chaperones, be sure to look for ones who are committed to:

- Being a positive role model
- Respecting all Girls and Adults equally, with no preferential treatment
- Creating a safe space for Girls
- Prioritizing the safety of all Girls
- Supporting and reinforcing a group agreement
- Handling pressure and stress by modeling flexibility and a sense of humor
- Creating an experience for and with Girls
- Getting fit (appropriate to the trip)

Be sure every chaperone reviews and follows the Girl Scout Safety Guidelines.

Letting Girls Lead

Whether the trip is a day hike or a cross-country trek, the basic steps of trip planning are essentially the same. It's true that as the locale gets farther away, the itinerary more complex, and the trip of greater duration, the details become richer and more complex, but planning every trip—from a day-long Event to an international trek—starts by asking the following:

- What do we hope to experience?
- Who will we want to talk to and meet? What will we ask?
- Where are we interested in going?
- When are we all available to go?
- Will everyone in our group be able to go?
- Are there physical barriers that cannot be accommodated?
- What are visiting hours and the need for advance reservations?
- What are our options for getting there?
- What's the least and most this trip could cost?
- What can we do now to get ourselves ready?
- How will we earn the money?
- What's the availability of drinking water, restrooms, and eating places?
- Where is emergency help available?
- What safety factors must we consider?
- What will we do as we travel?
- What will we do when we get there?
- How will we share the Take Action story?

As Girls answer these questions, they begin the trip-planning process. In time, Girls can make specific arrangements, attend to a myriad of details, create a budget and handle money, and accept responsibility for their personal conduct and safety. Later, after they've returned from an Event or trip, Girls also have the chance to evaluate their experiences and share them with others.

Staying Safe During the Trip

Be sure to discuss the following items with the Girls and their parents before you leave on any trip (you may also want to put this information in writing and have Girls sign it):

- Who her buddy is—and how the buddy system works
- What to do if she is separated from the group, whether by accident or because of a crime
- What to do if she loses something significant: money, passport, luggage

- How to report a crime
- What to do if emergency help is needed
- How to perform basic first-aid procedures
- How to deal with a large crowd (if applicable)
- What to do in the Event of a crime
- What behaviors you expect—and what consequences exist for not living up to those behaviors

Sleeping arrangements for girls

On trips where male volunteers are part of the group, it is not appropriate for them to sleep in the same space as girl members. Men may participate only if separate sleeping quarters and bathrooms are available for their use. In some circumstances, such as a museum or mall overnight with hundreds of girls, this type of accommodation may not be possible. If this is the case, men do not supervise girls in the sleeping area of the event, and the Adult-to-girl ratio is adjusted accordingly. Always avoid having men sleep in the same space as girls and women, but during family or parent-daughter overnights, one family unit may sleep in the same quarters in program areas. Also ensure the following:

- Each participant has her own bed. Parent/guardian permission must be obtained if girls are to share a bed.
- Girls and adults do not share a bed, however, some councils make exceptions for mothers and daughters.

It is not mandatory that an adult sleep in the sleeping area (tent, cabin, or designated area) with the girls, but if an adult female does share the sleeping area, there should always be two unrelated adult females present.

Share these safety tips with Girls before you leave on any trip that involves a stay at a hotel, motel, hostel, or dormitory:

- Always lock the door behind you, using the deadbolt and the chain or anchor.
- Do not open the door for strangers; if hotel staff claims to be at the door, call the front desk to confirm.
- Don't mention or display your room number when in the presence of strangers.
- Never leave jewelry, cameras, electronics, cash, or credit cards in your room.
- Never leave luggage unattended in the hotel lobby (or in an airport or train or bus station).
- When arriving at the hotel, locate emergency exits.
- Keep a small flashlight on your bedside table, along with a small bag with your room key, wallet, passport, and cell phone. Take the flashlight and bag with you if you have to leave the room in an emergency.
- If a fire alarm goes off, get out as quickly as possible. Don't stop to pack your suitcase.
- Before leaving your room, feel the door: If it is warm, do not open it. Stay in your room and stuff towels around the door. Call the hotel operator immediately. If the door is cool, proceed slowly out the door, looking for flames or smoke. Repeat these instructions for any door you encounter.
- Contact the front desk to make sure Girls' rooms are cleared of any minibars or refrigerators. Also be sure the hotel doesn't provide access to inappropriate movies on TVs and does not allow long-distance calls. Alert the hotel management that underage Girls are staying in the hotel, and ask them to contact you if any Girls are seen out of their rooms after bedtime.

Safety First

If you're planning any kind of trip—from a short field trip to an overseas expedition—the “Trip and Travel” section of *Safety Activity Checkpoints* is your go-to resource for safety. Your council may also have additional resources and approval processes. Be sure to follow all the basic safety guidelines, like the buddy system and first aid requirements, in addition to the specific guidelines for travel. You'll also want to refer to the COVID-19 guidelines in *Safety Activity Checkpoints* as well as any COVID-19 guidelines for your destination. You will [learn more about how to use and follow Girl Scouts Safety Activity Checkpoints](#) in the next section.

Travel and Girl Scout Program Connections

It's easy to connect eye-opening travel opportunities to the leadership training and skill building your girls are doing in Girl Scouts! When it's safe to travel together, girls can use their creativity to connect any leadership Journey theme into an idea for travel. For example, girls learn where their food comes from in the *Sow What?* Journey. That would connect well with a trip focusing on sustainable agriculture and sampling tasty foods!

There are abundant opportunities to build real skills through earning badges too. The most obvious example is the Senior Traveler badge, but there are plenty more, such as Eco Camper, New Cuisines, Coding for Good, and, of course, all the financial badges that help girls budget and earn money for their trips.

Want to include Girl Scout traditions in your trip? Look no farther than the [Juliette Gordon Low Birthplace](#) in Savannah, Georgia! Your girls also have the chance to deepen their connections to Girl Scouts around the world by visiting one of the WAGGGS (World Association of Girl Guides and Girl Scouts) [World Centers](#), which offer low-cost accommodations and special programs in five locations around the world.

And if your troop is looking to stay closer to home this year? Ask your council about council-owned camps and other facilities that can be rented out.

As your Girl Scouts excitedly plan their next trip, remember to limit your role to facilitating the girls' brainstorming and planning, never doing the work for them. Share your ideas and insights, ask tough questions when you have to, and support all their decisions with enthusiasm and encouragement!

Troop Management

Leadership is more than “being in charge” or having a title; it’s recognizing that you are part of a team and understanding that team’s needs and interests. Here’s how you’ll do that with your troop!

Your Role as a Girl Scout Volunteer

The Girl Scout Leadership Experience is based on three keys—discover, connect, and take action—but it’s not just for your troop. As a Girl Scout leader, you will embark on your own leadership journey as you help girls develop the leadership skills they’ll use to make the world a better place. Here are a few basic concepts that outline what leadership means in Girl Scouting.

Leadership is teaching your Girl Scouts:

- That they can do and be anything!
- That they are decision makers and should own their decisions.
- How to live the Girl Scout Law by modeling it for them.

As a leader, see yourself as a coach who:

- Advises, discusses, and cheers on your troop, not as a teacher with a planned lesson or activity but as a mentor and coach.
- Ensures each member understands and can carry out their responsibilities within the troop.
- Encourages Girl Scouts to build their skills and their ethics.
- Gives more responsibilities to the girls as they grow and develop.

It is important to remember that:

- You cannot know everything that your Girl Scouts might ever want to learn.
- You’ll explore and learn alongside your girls and grow your confidence in the process.
- You’re not expected to know everything about Girl Scouting, but you should know where to go for information—and to ask for help when you need it.

Your Responsibilities as a Girl Scout Volunteer

Your responsibilities as a Girl Scout volunteer include:

- Accepting the [Girl Scout Promise and Law](#).
- Understanding and coaching Girl Scouts Three Keys to Leadership—discover, connect, and take action—that are the basis of the Girl Scout Leadership Experience.
- Sharing your knowledge, experience, and skills with a positive and flexible approach.
- Working in a partnership with your Girl Scouts so that their activities are girl-led and that they learn by doing, individually and as a group. You’ll also partner with other volunteers and council staff for support and guidance.
- Organizing fun, interactive, girl-led activities that address relevant issues and match girls’ interests and needs.

- Providing guidance and information regarding Girl Scout group meetings with troop families on a regular and ongoing basis through a variety of tools, including email, phone calls, newsletters, blogs, other forms of social media, and any other method you choose.
- Processing and completing registration forms and other paperwork, such as permission slips.
- Communicating effectively and delivering clear, organized, and vibrant presentations or information to an individual or the group.
- Overseeing with honesty, integrity, and careful record-keeping the funds that girls raise.
- Maintaining a close connection to your volunteer support team as well as your council.
- Facilitating a safe experience for every Girl Scout.

Responsibilities of Parents and Guardians

You want to engage each parent or guardian to help you work toward ensuring the health, safety and well-being of Girls. Clearly communicate to parents and guardians that they are expected to:

- Provide permission for their daughters to participate in Girl Scouting as well as provide additional consent for activities that take place outside the scheduled Meeting place. This can include such activities as: product sales, including Digital Cookie; overnight travel; the use of special equipment; or sensitive issues.
- Make provisions for their daughters to get to and from Meeting places or other designated sites in a safe and timely manner, and inform you if someone other than a parent or guardian will drop off or pick up their child.
- Provide their daughters with appropriate clothing and equipment for activities, or contact you before the activity to find sources for the necessary clothing and equipment.
- Follow Girl Scout safety guidelines and encourage their children to do the same.
- Assist you in planning and carrying out program activities as safely as possible.
- Participate in parent/guardian Meetings.
- Understand what appropriate behavior is for their daughters, as determined by the Council and you.
- Assist volunteers if their daughters have special needs or abilities and their help is solicited.

Responsibilities of Girls

Girls who learn about and practice safe and healthy behaviors are likely to establish lifelong habits of safety consciousness. For that reason, each Girl Scout is expected to:

- Assist you and other volunteers in safety planning.
- Listen to and follow your instructions and suggestions.
- Learn and practice safety skills.
- Learn to “think safety” at all times and to be prepared.
- Identify and evaluate an unsafe situation.
- Know how, when and where to get help when needed.

Girl Scouts of Eastern South Carolina has a Code of Conduct for girls. It can be found on our website <https://www.girlscoutseasc.org/en/members/for-volunteers/forms-and-documents.html>

Planning for Your First Troop Meeting

Depending on the ages of your girls, you might take the lead in guiding the structure and experiences of your troop—from how and when meetings are held to how the troop communicates, from steering girl-led activities to setting financial expectations. You'll make these decisions collaboratively with your volunteer team or co-leader, as well as with input from the girls and their parents and caregivers.

Use the questions below to guide your conversations with your troop committee volunteers or co-leader before discussing these topics with parents and caregivers.

- When will we meet and for how long? How frequently should we schedule troop meetings?
- Where will we meet? Your meeting space should be somewhere safe, clean, and secure that allows all girls to participate. Some great meeting space ideas include schools, places of worship, libraries, and community centers. If working with teens, consider meeting at coffee shops, bookstores, or another place they enjoy.
- Which components of the uniform will families need to purchase? Which uniform components will the troop provide for each girl?
- Will our troop be a single-grade level or [facilitated as a multi-level troop](#) with girls of many grade levels combined into one troop? If multi-level, how will we make sure they each get an age-appropriate experience?
- How will we keep troop activities and decisions girl-led? Use the Volunteer Toolkit to help you through this process by exploring options for activities and reviewing the meeting plans and resource lists.
- How often are we going to communicate with troop families? Which channels will we use to keep families in the loop? Effective communication [will help set expectations](#) and clarify parent/ caregiver responsibilities.
- Will our troop charge dues, use product program proceeds, and/or charge per activity? How much money will we need to cover supplies and activities? What should our financial plan look like?

Choosing a Meeting Place

What makes a great meeting space? It depends on your troop, but here are a few considerations as you visit potential locations:

- **Cost.** The space should be free to use.
- **Size.** Make sure the space is large enough for the whole group and all planned activities.
- **Availability.** Be sure the space is available for the day and the entire length of time you want to meet.
- **Resources.** Ask if tables and chairs come with the room and ensure that the lighting is adequate. A bonus would be a cubby of some sort where you could store supplies or a safe outdoor space for activities.
- **Safety.** Potential spaces must be safe, secure, clean, properly ventilated, heated (or cooled, depending on your location), free from hazards, and have at least two exits that are well-marked and fully functional. Also be sure first-aid equipment is on hand.
- **Facilities.** It goes without saying, but make sure that toilets are sanitary and accessible.
- **Communication-Friendly.** Check for cell reception in the potential space and whether Wi-Fi is available.
- **Allergen-Free.** Ensure that pet dander and other common allergens won't bother susceptible girls during meetings.
- **Accessibility.** Your space should accommodate girls with disabilities as well as parents with disabilities who may come to meetings.

Need a few talking points to get the conversation started? Try...

"I'm a Girl Scout volunteer with a group of [number of girls] girls. We're doing lots of great things for girls and for the community, like [something your group is doing] and [something else your troop is doing]. We're all about leadership—the kind that girls use in their daily lives and the kind that makes our community better. We'd love to hold our meetings here because [reason why you'd like to meet there]."

Stuck and need additional support? Contact your council or your service unit support team for help with a troop meeting place.

Virtual Meetings

If your group or troop can't meet in person or hold a traditional meeting, there are many ways to bring the power of Girl Scouting home! Meeting virtually can be a fun and engaging option for your troop.

[Before setting up a virtual meeting](#), you'll want to:

- Partner with troop families to make sure the girls are safe online.
- Select a meeting platform that allows families who may not have internet access to call in.

- [Think about logistics.](#) Work with the girls to set up ground rules; consider how you will incorporate in-person meeting traditions in your virtual space and how you'll keep meetings on track.
- Talk with families on [how to keep activities girl-led](#) if your girls will be completing them from home.

And don't worry if your girls want to use a web or social platform you're not as familiar with, because you'll learn alongside them! For more tips on successful virtual meetings, check out [Tips, Tools, and Ideas for Planning a Great Virtual Meeting](#).

Girl Scout Troop Size

The troop size “sweet spot” is large enough to provide an interactive and cooperative learning environment and small enough to encourage individual development. Though the ideal troop size is 12 girls, we recommend that groups be no fewer and no larger than:

- Girl Scout Daisies: 5–12 girls
- Girl Scout Brownies: 10–20 girls
- Girl Scout Juniors 10–25 girls
- Girl Scout Cadettes: 5–25 girls
- Girl Scout Seniors: 5–30 girls
- Girl Scout Ambassadors: 5–30 girls

A Girl Scout troop/group must have a minimum of five girls and two approved adult volunteers. Be sure to double-check the [volunteer-to-girl ratio table](#) below to make sure you have the right number of adults present for group meetings, events, travel, and camping. Adults and girls registering in groups of fewer than five girls and two approved, unrelated adult volunteers, at least one of whom is female, will be registered as individual Girl Scouts to accurately reflect their status and program experience. Individual girls are always welcome to participate in Girl Scout activities and events.

Knowing How Many Volunteers You Need

From troop meetings to camping weekends and cookie booths, adult volunteers must always be present to ensure Girl Scouts have fun and stay safe, no matter their grade level. If you are not sure about the number of adults you will need for your activity, the chart below breaks down the minimum number of volunteers needed to supervise a specific number of Girl Scouts; your council may also establish maximums due to size or cost restrictions, so be sure to check with them as you plan your activity.

Girl Scouts Volunteer-to-Girl Ratios	Group Meetings		Events, Travel, and Camping	
	Two unrelated volunteers (at least one of whom is female) for up to this number of girls:	One additional volunteer to each additional:	Two unrelated volunteers (at least one of whom is female) for up to this number of girls:	One additional volunteer to each additional:
Girl Scout Daises (Grades K-1)	12	1-6	6	1-4
Girl Scout Brownies (Grades 2-3)	20	1-8	12	1-6
Girl Scout Juniors (Grades 4-5)	25	1-10	16	1-8
Girl Scout Cadettes (Grades 6-8)	25	1-12	20	1-10
Girl Scout Seniors (Grades 9-10)	30	1-15	24	1-12
Girl Scout Ambassadors (Grades 11-12)	30	1-15	24	1-12

Safety in Girl Scouting

The emotional and physical safety and well-being of Girl Scouts is our top priority. *Safety Activity Checkpoints* outlines the Safety Standards and Guidelines used in Girl Scouting, which apply to all Girl Scout activities. All volunteers should review the *Safety Activity Checkpoints* manual when planning activities with girls in order to manage safety and risk in Girl Scout-sanctioned activities.

In *Safety Activity Checkpoints*, you will find:

- Girl Scouts Safety Standards and Guidelines, which apply to all Girl Scout activities, including requirements for adult supervision, permission slips, preparation, field trips and overnight trips, and other vital information.
- Activities that are not permitted by Girl Scouts of the USA and actions that girls and volunteers should not take.
- Policies surrounding chartered aircraft trips and aviation.
- First aid and overall health information.

- Standards for well-being and inclusivity along with ways to include Girl Scouts with disabilities and ways to ensure girls' emotional safety.
- Individual safety activity checkpoints for specific activities—such as camping, internet use, and water sports that provide activity-specific safety information.

The document is laid out in three primary sections, Safety Standards and Guidelines, Activities at a Glance, and individual safety activity checkpoint pages.

- **Girl Scouts' Activities at a Glance** table provides a quick look at the safety standards for that activity with a focus on two critical points to keep in mind when considering and planning activities for you troop:
 - age-appropriate activities and participation by grade level, and
 - whether prior approval from your council is required before girls participate in a specific activity.
- **Individual Safety Activity Checkpoint** pages provide activity-specific safety measures and guidance on the individual activities that troops and girls may choose participate in.

Registering Girls and Adults in Girl Scouting

Every participant (girl or adult) in Girl Scouting must register and become a member of Girl Scouts of the USA (GSUSA). GSUSA membership dues are valid for one year. Membership dues cannot be transferred to another member and are not refundable.

Preregistration for the upcoming membership year occurs in the spring. Girls are encouraged to register early to avoid the fall rush. Early registration allows for uninterrupted receipt of forms and materials from the council, helps girls and councils plan ahead, and gets girls excited about all the great things they want to do as Girl Scouts next year. A Girl Scout's grade level is determined by the current membership year beginning October 1.

[Lifetime membership](#) is available to anyone who accepts the principles and beliefs of the Girl Scout Promise and Law, pays the one-time lifetime membership fee, and is at least 18 years old (or a high school graduate or equivalent). Volunteers with ten or more years of service can become lifetime members at the discounted young alum rate.

Adding New Girls to Your Troop

Growing your troop is a great way to share the power of the Girl Scout experience and [there are many ways to get the word out](#), like hanging posters at your girl's school, using social media to reach families in your community, or including your troop in your council's Opportunity Catalog or Troop Catalog.

Creating an Atmosphere of Acceptance and Inclusion

Girl Scouts is for every girl, and that's why we embrace girls of all abilities and backgrounds with a specific and positive philosophy of inclusion that benefits everyone. Each girl—regardless of socioeconomic status, race, ethnicity, physical or cognitive ability, sexual orientation, primary language, or religion—is an equal and valued member of the group, and groups reflect the diversity of the community.

We believe inclusion is an approach and an attitude, rather than a set of guidelines. Inclusion is about belonging, all girls being offered the same opportunities with respect, dignity, and celebration of their unique strengths. It's about being a sister to every Girl Scout. You're accepting and inclusive when you:

- Welcome every girl and focus on building community.
- Emphasize cooperation instead of competition.
- Provide a safe and socially comfortable environment for girls.
- Teach respect for, understanding of, and dignity toward all girls and their families.
- Actively reach out to girls and families who are traditionally excluded or marginalized.
- Foster a sense of belonging to community as a respected and valued peer.
- Honor the intrinsic value of each person's life.

If you have questions about accommodating an individual girl, please reach out to your council.

As you think about where, when, and how often to meet with your group, consider the needs, resources, safety, and beliefs of all members and potential members. Include the special needs of any members who have disabilities or whose parents or caregivers have disabilities. But please, do not rely on visual cues to inform you of a disability; approximately 20 percent of the U.S. population has a disability—that's one in five people of every socioeconomic status, race, ethnicity, and religion.

If you want to find out what a girl with a disability needs to make her Girl Scout experience successful, simply ask her or her parent or caregiver. If you are open and honest, they'll likely respond in kind, [creating an atmosphere that enriches everyone](#).

It's important for all girls to be rewarded based on their best efforts—not on the completion of a task. Give any girl the opportunity to do her best and she will! Sometimes that means changing a few rules or approaching an activity in a more creative way. Here are some examples of ways to modify activities:

- Invite a girl to complete an activity after she has observed others doing it.
- If you are visiting a museum to view a sculpture, find out if a girl who is blind might be given permission to touch the pieces.
- If an activity requires running, a girl who is unable to run could be asked to walk or do another physical movement.

Focus on a person's abilities—on what she can do rather than on what she cannot. In that spirit, use people-first language that puts the person before the disability.

Say:	Instead of:
She has a learning disability.	She is learning disabled.
She has a developmental delay.	She is mentally retarded; she is slow.
She uses a wheelchair.	She is wheelchair bound.

When interacting with a girl (or parent/caregiver) with a disability, consider these tips:

- When talking to a girl with a disability, speak directly to her, not through a family member or friend.
- It's okay to offer assistance to a girl with a disability but wait until your offer is accepted before you begin to help. Listen closely to any instructions the person may have.
- Leaning on a girl's wheelchair is invading her space and is considered annoying and rude.
- When speaking to a girl who is deaf and using an interpreter, speak to the girl, not to the interpreter.
- When speaking for more than a few minutes to a girl who uses a wheelchair, place yourself at eye level.
- When greeting a girl with a visual disability, always identify yourself and others. You might say, "Hi, it's Sheryl. Tara is on my right, and Chris is on my left."

Registering Girls with Cognitive Disabilities

Girls with cognitive disabilities can be registered as closely as possible to their chronological ages. They wear the uniform of that grade level. Make any adaptations for the girl to ongoing activities of the grade level to which the group belongs. Young women with cognitive disorders may choose to retain their girl membership through their twenty-first year, and then move into an adult membership category.

Getting Support for Your Troop

Just as your Girl Scouts rally around each other for support, you will also have a dedicated Girl Scout support team, consisting of council staff and passionate volunteers like you. Your support team, which may be called a service unit at your council, is ready to offer local learning opportunities and advice as well as [answer your questions](#) about the Girl Scout program, working with girls, product sales, and much more.

Before you hold your first troop meeting with girls, consider the support and people resources you'll need to cultivate an energizing troop experience. Parents, friends, family, and other members of the community have their own unique strengths and can provide time, experience, and ideas to a troop, so get them involved from the very beginning as part of your volunteer troop team. This team is made up of troop leaders (like you) and troop committee volunteers.

Your [troop committee volunteers](#) are the extra set of eyes, ears, and hands that help the troop safely explore the world around them. Depending on your troop's needs, they can play a more active role—for instance, someone can step up as a dedicated troop treasurer—or simply provide an occasional helping hand when you need to keep a meeting activity on track.

If a parent or caregiver isn't sure if they can commit to a committee or co-leader role, encourage them to try [volunteering in a smaller capacity](#) that matches their skill set. Just like your young Girl Scouts, once troop parents and caregivers discover they can succeed in their volunteer role, they'll feel empowered to volunteer again.

Troop Management Tools and Resources

From toolkits and guides to regular contact with experienced individuals, you'll have all the support you need to be a Girl Scout volunteer. Here's a list of some important resources you'll want to check out.

The Volunteer Toolkit



Girl Scouts Volunteer Toolkit (VTK)

The Volunteer Toolkit is a customizable planning tool where you can find suggested meeting plans for most badges, access activity guides and badge requirements, track your Girl Scouts' achievements, and so much more. With inspiring ideas so you can engage your troop in a mix of activities all year long, it's the digital planning assistant that will help you power a fun-filled—and organized—Girl Scout year. Be sure to look for helpful icons to identify activity focus areas like the evergreen icon which tells you the activity can be taken outside or the globe icon which lets you know you can bring a global perspective to the activity. You'll find the Volunteer Toolkit in the left menu bar under My GS / My Account. VTK is accessible on any desktop, tablet, or mobile device.

With the Volunteer Toolkit, girls and leaders can explore meeting topics and program activities together and follow the fun as they plan their Girl Scout year. Using the Volunteer Toolkit:

Troop Leaders can:

- Plan the troop's calendar year and meeting schedule.
- Email parents/caregivers with one click.
- View the troop roster, renew girls' memberships, and update girls' contact information.
- View meeting plans for Journeys and badges, including suggested tracks for multi-level groups (K–5 and 6–12).
- Customize meeting agendas to fit your troop.
- Explore individual meeting plans that show a breakdown of every step, including a list of materials needed, editable time allotments for each activity within a meeting, and printable meeting aids.
- Record attendance at meetings and their troop's badge and Journey achievements.

- Add council or custom events to the troop's calendar.
- Submit troop finance reports (depending on the council's process).
- Easily locate both national and local council resources, such as *Safety Activity Checkpoints*.

Parents and Caregivers can:

- View the troop's meeting schedule and individual meeting plans to stay up to date on the badges and Journeys the troop is working on.
- Renew their memberships and update their contact information.
- View their Girl Scout's attendance and achievements.
- See upcoming events the troop is planning or attending.
- Easily locate both national and local council resources.
- View the troop's finance report (depending on the council's process).

Get started by visiting: www.gsesc.org

Additional Tools and Resources

Safety Activity Checkpoints. Safety is paramount in Girl Scouting, and *Safety Activity Checkpoints* contains everything you need to know to help keep your girls safe during a variety of exciting activities outside of their regular Girl Scout troop meetings.

Tips for Troop Leaders. When you're looking for real-world advice from fellow troop leaders who've been there, [this volunteer-to-volunteer resource](#) on the Girl Scouts of the USA website has what you need for a successful troop year.

Girl Scout Volunteers in Your Community. Remember that Girl Scout support team we mentioned? You'll find them in your service unit! Troops are organized geographically into service units or communities. You'll find a local network of fellow leaders and administrative volunteers [ready to offer tips and advice](#) to help you succeed in your volunteer role.

Customer Care Contacts. Questions? Need help resolving an issue? We've got you! Reach out anytime by either clicking on the "Contact Us" form at www.gsesc.org or email customercare@girlscoutsest.org.

Girl Scout Participation in Activities with Other Scouting Organizations

The decision by Boy Scouts of America (BSA) to open the Boy Scout program to girls has fundamentally altered the nature of the relationship between BSA and Girl Scouts nationally and locally. Local relationships between BSA and Girl Scout councils that have led to partnerships and joint activities in the past may now create certain risks or challenges for Girl Scouts. For this reason, councils are encouraged to avoid joint recruiting and/or joint participation in community events or activities.

Marketplace Confusion

To protect the integrity of the Girl Scout brand and reinforce our programming as unique, girl-only, and best in class, we must ensure that we take care that the activities in which girls participate are exclusive to the Girl Scout program, are safe and girl-led, and are conducted under the appropriate supervision of Girl Scouts.

Protecting Use of Girl Scout Materials

Girl Scout materials are intended for the exclusive use of Girl Scouts and are protected as the intellectual property of Girl Scouts of the USA. Materials include but are not limited to: Girl Scout logo, tag lines, and/or program and badge requirements.

Troop Finances

With your guidance, your Girl Scouts will learn money skills that will serve them throughout their lives. Your Girl Scout troop will plan and finance its own activities, and you'll coach your girls as they earn and manage troop funds. Troop activities are powered by proceeds earned through council-sponsored product program activities (such as the Girl Scout Cookie Program), group money-earning activities (council approved, of course), and any dues your troop may charge.

Remember that all funds collected, raised, earned, or otherwise received in the name of and for the benefit of Girl Scouting belong to the troop and must be used for the purposes of Girl Scouting. Funds are administered through the troop and do not belong to individuals.

Establishing a Troop Account

No matter how much your troop plans to save or spend, you'll need a safe place to deposit your troop dues, product program proceeds, and other funds. If you've stepped up to lead an existing troop, you may inherit a checking account, but with a new troop, you'll want to open a new bank account.

Here are a few helpful tips you can take to the bank:

- Be sure to find a bank that has free checking and low fees.
- Designate a "troop treasurer," that is, one person who is responsible for troop funds and for keeping a daily account of expenditures.
- Ensure your account comes with a debit card that you can use during activities or trips. These transactions are easier to track at the end of the year.
- Be prepared and make sure another troop volunteer has a debit card for the troop account in case the main card is lost.
- Handle a lost troop debit card the same way you would a personal debit card: cancel it immediately.
- Keep troop funds in the bank before an activity or trip and pay for as many items as possible in advance of your departure.

GSESC Troop Finances

Each Troop is required to have a Troop checking account:

- Troop bank accounts should be opened in the name of the Troop and Council – for example: Troop #____, Girl Scouts of Eastern South Carolina. Use the Troop Co-Leader's address.
- The use of ATM/debit cards is permitted, however credit cards are not.
- Troop bank accounts may not have overdraft protection.
- Troops may not borrow or request bank loans.
- Bank signature cards must have at least two (2) signatures: that of the Primary Troop Leader and one Co-Leader or Troop Committee Member. It is a GSESC board policy that all checks written on the account must have **one** signature.
- When opening an account, use GSESC's Federal ID number, 57-0341216
- All GSESC Banking forms can be found at <https://www.girlscoutsgesc.org/en/members-for-volunteers/forms-and-documents.html>

In addition:

- Troop money may not be kept in personal checking accounts.
- All Troop funds must be deposited in the Troop account.

- All Troop expenses are to be paid out of the Troop checking account.
- Troops should never keep an internal spreadsheet on girls Fall or Cookie profits as part of their checking account. Money earned is Troop money and never retained by individual girls.
- **It is never appropriate to borrow money from the Troop checking account.**
- All Troops must have their own account, it is not appropriate for two or more Troops to have the same checking account. Multi grade level Troops have one checking account.
- GSESC will charge a fee for bounced checks.
- It is the responsibility of the Primary Troop Leaders to keep the Troop account in good standing and not incur Troop debt. Troops with Troop debt may not participate in Product Sales.
- Troops must show/submit a copy of their bank statement to the Service Unit Treasurer monthly.
- Troops must complete the Annual Troop Finance Report by July 15. They need to upload bank statements from July of one year to June of the next as well as the Troop Owned Equipment Form where applicable.
- THE PRIMARY TROOP LEADER/CO-LEADERS ARE ULTIMATELY RESPONSIBLE AND ACCOUNTABLE FOR TROOP FUNDS.

Outstanding Debt

A person owing debt to GSESC for more than 60 days will be removed immediately from any Adult Volunteer position currently held. Adults with a delinquent debt balance cannot hold a Troop or Service Unit position for at least one year after the balance has been paid. In any organization, situations may arise that make it necessary to consider releasing an Adult member from the organization. GSESC reserves the right to immediately release an Adult from a volunteer position and/or the organization as it deems appropriate, with or without notice or stated reason.

Disbanding Troops and Unused Troop Funds

When a troop disbands, any unused Girl Scout money left in the account becomes the property of the council. Troop funds are not the property of any individual member. Before disbanding, ask your girls how they want to pay it forward. They may decide to donate any unused funds to their service unit, to another troop, or to pay for Girl Scout activities. Activities can also include purchasing materials to support another organization through Take Action projects.

- Please fill out the Troop Disband Form online. <https://form.jotform.com/212084599087163>
- If members of a disbanded troop join other troop(s) within the Council, the funds will be apportioned and disbursed to their new troop(s).
- If no members join another troop, the funds will be designated for Council financial assistance and support of newly formed Troops after a period of one year.

Closing the Troop Account

When closing a troop account, be sure all checks and other debits have cleared the account before you close it. Remember, you may have to close the account in person. Turn remaining funds over to a council staff member. Please get a cashier's check and mail it to: GSESC, 7257 Cross County Rd, North Charleston, SC 29418. Disbanded Troop funds are kept in a special account for one year in case the Troop decides to reactivate and Troop numbers are held for two years.

Money Earning Participation Guidance

Girls' participation in both council-sponsored product program activities and group money-earning projects is based on the following:

- Voluntary participation.
- Written permission of each girl's parent or guardian.
- An understanding of (and ability to explain clearly to others) why the money is needed.
- An understanding that money earning should not exceed what the group needs to support its program activities.
- Observance of local ordinances related to involvement of children in money-earning activities as well as health and safety laws.
- Vigilance in protecting the personal safety of each girl.
- Arrangements for safeguarding the money.

Additional Guidelines

Keep these specific guidelines—some of which are required by the Internal Revenue Service—in mind to ensure that sales are conducted with legal and financial integrity.

- **All rewards earned by girls through the product program activities must support Girl Scout program experiences** (such as camp, travel, and program events, but not scholarships or financial credits toward outside organizations).
- **Rewards are based on sales ranges** set by councils and may not be based on a dollar-per-dollar calculation.
- **Troops are encouraged to participate in council product programs as their primary money-earning activity**; any group money earning shouldn't compete with the Girl Scout Cookie Program or other council product programs.
- **Obtain written approval from your council before a group money-earning event.** Use Application for Troop Money Earning Project Form found online <https://www.girlscoutsesc.org/en/members/for-volunteers/forms-and-documents.html>
- **Girl Scouts discourages the use of games of chance.** Any activity for financial gain which could be considered a game of chance (raffles, contests, bingo) must be approved by the local Girl Scout council and be conducted in compliance with all local and state laws.
- **Girl Scouts' Blue Book policy forbids girls from the direct solicitation of cash.** Girls can collect partial payment toward the purchase of a package of Girl Scout Cookies and other Girl Scout-authorized products through participation in council-approved product program donation programs.

- **Girl Scouts forbids product demonstration** parties where the use of the Girl Scout trademark increases revenue for another business, such as in-home product parties. Any business using the Girl Scout trademark or other Girl Scout intellectual property must seek authorization from GSUSA.
- **Group money-earning activities need to be suited to the ages and abilities of the girls** and consistent with the principles of the Girl Scout Leadership Experience.
- **Money earned is for Girl Scout activities and is not to be retained by individuals.** Girls can, however, be awarded incentives and/or may earn credits from their Girl Scout product programs. Funds acquired through group money-earning projects must be reported and accounted for by the group according to council procedures. **Troops should not keep internal spreadsheet of Troop profits.**
- **When an active Girl Member move from an active Troop to join another, the Girl allocation is based on the overall number of Girls in the Troop (including the girls leaving). Funds moving with the girl are a portion of the overall funds in the account at the time the Girls are moving from Troop to Troop.** These funds are the overall Troop funds and not the Cookie and/or Fall profits earned by the girl. (Example: Troop with 20 girls; if 5 girls move to another Troop then 25% of the Troop Funds will move with the girls to the new Troop and 75% will stay with the remaining girls {# of girls leaving divided by total # of girls in Troop equals % of funds moving with the girls})
- Girls who plan to transition to another Troop are encouraged to do so before the start of the Fall and/or Cookie sale. Once the sales start it is logistically more difficult to transfer.

Money-Earning Basics for Troops

Troops flex their financial muscles in two distinct ways:

The Girl Scout Cookie Program and Fall Product Programs of Girl Scouts (authorized product sales such as, magazines, or nuts and candy) organized by your council. All girl members are eligible to participate in two council-sponsored product program activities each year with volunteer supervision—the Girl Scout Cookie Program and one other council-authorized product program. Please remember, volunteers and Girl Scout council staff don't sell cookies and other products—girls do.

Group money-earning activities organized by the troop (not by the council) that are planned and carried out by girls (in partnership with volunteers) and that earn money for the group.

Additional Group Money-Earning Activities

Product sales are a great way to earn the funds necessary for Girls to travel or carry out Take Action projects. If income from the product sale isn't enough, however, Girls have more options available to them through Council approved group money earning projects. Per the below schedule and during the membership year (Oct. 1 – Sept. 30), Girl Scout Troops may conduct an approved money-earning project if they have participated in both the Council Cookie Sale and Fall Product Program Sale:

Daisies	None
Brownies & Juniors	One
Older Girls	More than one, with Council approval

Money earning projects cannot be held during Council product sales or during United Way blackout periods (Florence County September 15 – November 15).

Obtain written approval from Director of Grants & Community Resources before a group-earning event. Use Application for Troop Money-Earning Project Form which can be found in the

Forms Section of the website <https://www.girlscoutscsc.org/en/members/for-volunteers/forms-and-documents.html> GSUSA Accident Insurance only covers approved money-earning activities.

Permission to conduct an approved Money-Earning Project for Girls earning higher awards must be obtained by completing and submitting the Supplemental Money-Earning Permission Request - Awards to the Director of Grants & Community Resources for approval at least 2 weeks prior to the project.

Sample of Money-Earning Activities

Collections/Drives

- Cell phones for refurbishment
- Used ink cartridges turned in for money
- Christmas tree recycling

Food/M meal Events

- Lunch box auction (prepared lunch or meal auctioned off)
- Themed meals, like a high tea or a build-your-own-taco bar, related to activities girls are planning; for instance, if girls are earning money for travel, they could tie the meal to their destination

Service(s)

- Service-a-thon (people sponsor a girl doing service and funds go to support a trip or other activity)
- Babysitting for holiday (New Year's Eve) or council events
- Raking leaves, weeding, cutting grass, shoveling snow, walking pets
- Cooking class or other specialty class

The Girl Scout Cookie Program and the Fall Product Program are designed to unleash the entrepreneurial potential in your girls. From there, your troop may decide to earn additional funds on its own.

Help Your Troop Reach Its Financial Goals

We get it—there's something exciting about opening that first case of Girl Scout Cookies. However, before your girls take part in all the cookie program fun, it's important they have a clear plan and purpose for their product program activities. As a volunteer, you have the opportunity to facilitate girl-led financial planning, which may include the following steps for the girls:

1. **Set goals for money-earning activities.** What do girls hope to accomplish through this activity? In addition to earning money, what skills do they hope to build? What leadership opportunities present themselves?
2. **Create a budget.** Use a budget worksheet that includes both expenses (the cost of supplies, admission to events, travel, and so on) and available income (the group's account balance, projected cookie proceeds, and so on).
3. **Determine how much the group needs to earn.** Subtract expenses from available income to determine how much money your group needs to earn.
4. **Make a plan.** The group can brainstorm and make decisions about its financial plans. Will cookie and other product programs—if approached proactively and energetically—earn enough money to meet the group's goals? If not, which group money-earning activities might offset the difference? Will more than one group money-earning activity be

necessary to achieve the group's financial goals? In this planning stage, engage the girls through the Girl Scout processes (girl-led, learning by doing, and cooperative learning) and consider the value of any potential activity. Have them weigh feasibility, implementation, and safety factors.

5. **Write it out.** Once the group has decided on its financial plan, describe it in writing. If the plan involves a group money-earning activity, fill out an application for approval from your council and submit it along with the budget worksheet the girls created.

Remember: It's great for girls to have opportunities like the Girl Scout Cookie Program to earn funds that help them fulfill their goals. As a volunteer, try to help girls balance the money earning they do with opportunities to enjoy other activities that have less emphasis on earning and spending money. Take Action projects, for example, may not always require girls to spend a lot of money!

Financial Management and Product Program Abilities by Grade Level

As with other Girl Scout activities, girls build their financial and sales savvy as they get older. Every girl will be different, but here you'll find some examples of the abilities and opportunities for progression of girls at each grade level.

Girl Scout Daisies

- The group volunteer handles money, keeps financial records, and does all group budgeting.
- Parents/caregivers may decide they will contribute to the cost of activities.
- Girls can participate in Girl Scout Cookie Program activities and other council-sponsored product programs.
- Daisies are always paired with a volunteer when selling anything. Girls do the asking and deliver the product, but volunteers handle the money and keep the girls safe.
- Girls should be given the opportunity to practice identifying money and counting back change with an adult during each transaction.

Girl Scout Brownies

- The group volunteer handles money, keeps financial records, and shares some of the group budgeting responsibilities.
- Girls discuss the cost of activities (supplies, fees, transportation, rentals, and so on) with guidance from their volunteer(s).
- Girls set goals for and participate in council-sponsored product programs.
- Girls may decide to pay dues to contribute to the cost of activities.

Girl Scout Juniors

- The group volunteer retains overall responsibility for long-term budgeting and record keeping, but shares or delegates all other financial responsibilities.
- Girls set goals for and participate in council-sponsored product programs.
- Girls decide on group dues, if any. Dues are collected by girls and recorded by a group treasurer selected by the girls.
- Girls budget for the short-term needs of the group based on their plans and income from the group dues.
- Girls budget for more long-term activities, such as overnight trips, group camping, and special events.
- Girls budget for Take Action projects including the Girl Scout Bronze Award if they are pursuing it.

Girl Scout Cadettes, Seniors, and Ambassadors

- Girls estimate costs based on plans.
- Girls determine the amount of group dues, if any, and the scope of money-earning projects.
- Girls set goals for and participate in council-sponsored product programs.
- Girls carry out budgeting, planning, and group money-earning programs.
- Girls budget for extended travel, Take Action projects, and leadership projects.
- Girls may be involved in seeking donations for Take Action projects with council approval.
- Girls keep their own financial records and give reports to parents and group volunteers.
- Girls budget for Take Action projects, including the Girl Scout Silver or Girl Scout Gold Awards, if they are pursuing them.

Working with Sponsors and Other Organizations

Local sponsors can help councils power innovative programs for Girl Scouts. Community organizations, businesses, religious organizations, and individuals may be sponsors and may provide group meeting places, volunteer their time, offer in-kind donations, provide activity materials, or loan equipment. Encourage your girls to celebrate a sponsor's contribution to the troop by sending thank-you cards, inviting the sponsor to a meeting or ceremony, or working together on a Take Action project.

For information on working with a sponsor, consult your council, which can give you guidance on the availability of sponsors, recruiting guidelines, and any council policies or practices that must be followed. Your council may already have relationships with certain organizations or may know of some reasons not to collaborate with certain organizations.

To view Sponsorship and Guideline form: put link here

<https://www.girlscoutsesc.org/en/members/for-volunteers/forms-and-documents.html>

When collaborating with any other organization, keep these additional guidelines in mind:

Avoid fundraising for other organizations. Girl Scouts are not allowed to solicit money on behalf of another organization when identifying themselves as Girl Scouts by wearing a uniform, a sash or vest, official pins, and so on. This includes participating in a walkathon or telethon while in uniform. However, you and your group can support another organization through Take Action projects. Girl Scouts as individuals are able to participate in whatever events they choose as long as they are not wearing anything that officially identifies them as Girl Scouts.

Steer clear of political fundraisers. When in an official Girl Scout capacity or in any way identifying yourselves as Girl Scouts, your group may not participate, directly or indirectly, in any political campaign or work on behalf of or in opposition to a candidate for public office. Letter-writing campaigns are not allowed, nor is participating in a political rally, circulating a petition, or carrying a political banner.

Be respectful when collaborating with religious organizations. Girl Scout groups must respect the opinions and practices of religious partners, but no girl should be required to take part in any religious observance or practice of the sponsoring group.

Avoid selling or endorsing commercial products. A commercial product is any product sold at a retail location. Since 1939, girls and volunteers have not been allowed to endorse, provide a testimonial for, or sell such products.

Engaging Girls

Creating the kind of environment in which girls are unafraid to try new things and to be who they want to be starts with you! By meeting your girls where they are, you'll help them develop the leadership skills they'll use today and in the future.

Understanding Healthy Development in Girls

It sounds simple, but just being attentive to what girls are experiencing as they mature is a big help to them—and to you, as you guide and mentor them! You'll experience different joys and challenges with each Girl Scout level, but here are some guidelines for meeting girls' needs and abilities at different grade levels, you'll also find these listed in the adult guide of each leadership Journey.

Girl Scout Daisies	
At the Girl Scout Daisy level (kindergarten and first grades), girls...	<i>This means...</i>
Have loads of energy and need to run, walk, and play outside.	<i>They'll enjoy going on nature walks and outdoor scavenger hunts.</i>
Are great builders and budding artists, though they are still developing their fine motor skills.	<i>Encouraging them to express themselves and their creativity by making things with their hands. Girls may need assistance holding scissors, cutting in a straight line, and so on.</i>
Love to move and dance.	<i>They might especially enjoy marching like a penguin, dancing like a dolphin, or acting out how they might care for animals in the jungle.</i>
Are concrete thinkers and focused on the here and now.	<i>Showing instead of telling, for example, about how animals are cared for. Plan visits to animal shelters, farms, or zoos; meet care providers, or make a creative bird feeder.</i>
Are only beginning to learn about basic number concepts, time, and money.	<i>You'll want to take opportunities to count out supplies together—and, perhaps, the legs on a caterpillar!</i>
Are just beginning to write and spell, and they don't always have the words for what they're thinking or feeling.	<i>That having girls draw a picture of something they are trying to communicate is easier and more meaningful for them.</i>
Know how to follow simple directions and respond well to recognition for doing so.	<i>Being specific and offering only one direction at a time. Acknowledge when girls have followed directions well to increase their motivation to listen and follow again.</i>

Girl Scout Brownies

At the Girl Scout Brownie level (second and third grades), girls...	<i>This means...</i>
Have loads of energy and need to run, walk, and play outside.	<i>Taking your session activities outside whenever possible.</i>
Are social and enjoy working in groups.	<i>Allowing girls to team up in small or large groups for art projects and performances.</i>
Want to help others and appreciate being given individual responsibilities for a task.	<i>Letting girls lead, direct, and help out in activities whenever possible. Allow girls as a group to make decisions about individual roles and responsibilities.</i>
Are concrete thinkers and focused on the here and now.	<i>Doing more than just reading to girls about the Brownie Elf's adventures. Ask girls questions to gauge their understanding and allow them to role play their own pretend visit to a new country.</i>
Need clear directions and structure and like knowing what to expect.	<i>Offering only one direction at a time. Also, have girls create the schedule and flow of your get-togethers and share those at the start.</i>
Are becoming comfortable with basic number concepts, time, money, and distance.	<i>Offering support only when needed. Allow girls to set schedules for meetings or performances, count out money for a trip, and so on.</i>
Are continuing to develop their fine motor skills and can tie shoes, use basic tools, begin to sew, and the like.	<i>Encouraging girls to express themselves and their creativity by making things with their hands. Girls may need some assistance, however, holding scissors, threading needs, and so on.</i>
Love to act in plays, create music, and dance.	<i>Girls might like to create a play about welcoming a new girl to their school or to tell a story through dance or creative movement.</i>
Know how to follow rules, listen well, and appreciate recognition of a job well done.	<i>Acknowledging when the girls have listened or followed the directions well, which will increase their motivation to listen and follow again.</i>

Girl Scout Juniors

At the Girl Scout Junior level (fourth and fifth grades), girls...	<i>This means...</i>
Want to make decisions and express their opinions.	<i>Whenever possible, allowing girls to make decisions and express their opinions through guided discussion and active reflection activities. Also, have girls set rules for listening to others' opinions and offering assistance in decision making.</i>
Are social and enjoy working in groups.	<i>Allowing girls to team up in small or large groups for art projects, performances, and written activities.</i>
Are aware of expectations and sensitive to the judgments of others.	<i>Although it's okay to have expectations, the expectation is not perfection! Share your own mistakes and what you learned from them and be sure to create an environment where girls can be comfortable sharing theirs.</i>
Are concerned about equity and fairness.	<i>Not shying away from discussing why rules are in place and having girls develop their own rules for their group.</i>
Are beginning to think abstractly and critically and are capable of flexible thought. Juniors can consider more than one perspective as well as the feelings and attitudes of another.	<i>Asking girls to explain why they made a decision, to share their visions of their roles in the future, and to challenge their own and others' perspectives.</i>
Have strong fine and gross motor skills and coordination.	<i>Engaging girls in moving their minds and their bodies. Allow girls to express themselves through the written word, choreography, and so on.</i>
Love to act in plays, create music, and dance.	<i>Girls might like to tell a story through playwriting, playing an instrument, or choreographing a dance.</i>
May be starting puberty, which means beginning breast development, skin changes, and weight changes. Some may be getting their periods.	<i>Being sensitive to girls' changing bodies, possible discomfort over these changes, and their desire for more information. Create an environment that acknowledges and celebrates this transition as healthy and normal for girls.</i>

Girl Scout Cadettes

At the Girl Scout Cadette level (sixth, seventh, and eighth grades), girls...	<i>This means...</i>
Are going through puberty, including changes in their skin, body shape, and weight. They're also starting their menstrual cycles and have occasional shifts in mood.	<i>Being sensitive to the many changes Cadettes are undergoing and acknowledging that these changes are as normal as growing taller! Girls need time to adapt to their changing bodies, and their feelings about their bodies may not keep up. Reinforce that, as with everything else, people go through puberty in different ways and at different times.</i>
Are starting to spend more time in peer groups than with their families and are very concerned about friends and relationships with others their age.	<i>That girls will enjoy teaming up in small or large groups for art projects, performances, and written activities as well as tackling relationship issues through both artistic endeavors and Take Action projects.</i>
Can be very self-conscious, wanting to be like everyone else but fearing they are unique in their thoughts and feelings.	<i>Encouraging girls to share, but only when they are ready. At this age, they may be more comfortable sharing a piece of artwork or a fictional story than their own words. Throughout the activities, highlight and discuss differences as positive, interesting, and beautiful.</i>
Are beginning to navigate their increasing independence and expectations from adults at school and at home.	<i>Trusting girls to plan and make key decisions and allowing them to experience "fun failure," which is learning from trying something new and making mistakes.</i>

Girl Scout Seniors

At the Girl Scout Senior level (ninth and tenth grades), girls...	<i>This means...</i>
Are beginning to clarify their own values, consider alternative points of view on controversial issues, and see multiple aspects of a situation.	<i>Asking girls to explain the reasoning behind their decisions. Engage girls in role-play and performances, where others can watch and offer alternative solutions.</i>
Have strong problem-solving and critical thinking skills and are able to plan and reflect on their own learning experiences.	<i>Girls are more than able to go beyond community service to develop projects that will create sustainable solutions in their communities. Be sure to have girls plan and follow up on these experiences through written and discussion-based reflective activities.</i>
Spend more time in peer groups than with their families and are very concerned about friends and relationships with others their age.	<i>That girls will enjoy teaming up in small or large groups for art projects, performances, and written activities. They'll also want to tackle relationship issues through both artistic endeavors and Take Action projects. Alter the makeup of groups with each activity so that girls interact with those they might not usually pair up with.</i>
Frequently enjoy expressing their individuality.	<i>Encouraging girls to express their individuality in their dress, creative expression, and thinking. Remind girls frequently that there isn't just one way to look, feel, think, or act. Assist girls in coming up with new ways of expressing their individuality.</i>
Feel they have lots of responsibilities and pressures—from home, school, peers, work, and other sources.	<i>Acknowledging girls' pressures and sharing how stress can limit health, creativity, and productivity. Help girls release stress through creative expression, movement, and more traditional stress-reduction techniques.</i>
Are continuing to navigate their increasing independence and expectations from adults at school and at home.	<i>Trusting girls to plan and make key decisions, allowing them to experience "fun failure," which is learning from trying something new and making mistakes.</i>

Girl Scout Ambassadors

At the Girl Scout Ambassador level (eleventh and twelfth grades), girls...	<i>This means...</i>
Can see the complexity of situations and controversial issues—they understand that problems often have no clear solution and that varying points of view may each have merit.	<i>Inviting girls to develop stories as a group and then individually create endings that they later discuss and share.</i>
Have strong problem-solving and critical thinking skills and can adapt logical thinking to real-life situations. Ambassadors recognize and incorporate practical limitations to solutions.	<i>Girls are more than able to go beyond community service to develop projects that will create sustainable solutions in their communities. Be sure to have girls plan and follow up on these experiences through written and discussion-based reflective activities.</i>
Spend more time with peers than with their families and are very concerned about friends and relationships with others their age.	<i>Girls will enjoy teaming up in small or large groups for art projects, performances, and written activities. They'll also want to tackle relationship issues through artistic endeavors and Take Action projects. Alter the makeup of groups with each activity so that girls interact with those they might not usually pair up with.</i>
Frequently enjoy expressing their individuality.	<i>Encouraging girls to express their individuality in their dress, creative expression, and thinking. Remind girls frequently that there isn't just one way to look, feel, think, or act. Assist girls in coming up with new ways of expressing their individuality.</i>
Feel they have lots of responsibilities and pressures—from home, school, peers, work, and other sources.	<i>Acknowledging girls' pressures and sharing how stress can limit health, creativity, and productivity. Help girls release stress through creative expression, movement, and more traditional stress-reduction techniques.</i>
Are continuing to navigate their increasing independence and expectations from adults—at school and at home—and are looking to their futures.	<i>Trusting girls to plan and make key decisions, allowing them to experience "fun failure," which is learning from trying something new and making mistakes.</i>

Creating a Safe Space for Girls

A safe space is where girls feel that they can be themselves, without explanation or judgment. As a volunteer, the environment you create is just as important as the activities girls do—it's the key to developing the sort of group that girls want to be part of! Cultivate a space where confidentiality is respected, and girls can express their true selves.

Recognize and Support Each Girl

You're a role model and a mentor to your girls. Since you play an important role in their lives, they need to know that you consider each of them an important person too. They can weather a poor meeting place or an activity that flops, but they cannot endure being ignored or rejected.

- Give a shout-out when you see girls trying their best, not just when they've had a clear success.
- Emphasize the positive qualities that make each girl worthy and unique.
- Be generous with praise and stingy with rebuke.
- Help your girls find ways to show acceptance of and support for one another.

Promote Fairness

Girls are sensitive to injustice. They forgive mistakes if they are sure you are trying to be fair. They look for fairness in how responsibilities are shared, in handling of disagreements, and in your responses to performance and accomplishment.

- When possible, ask the girls what they think is fair before decisions are made.
- Explain your reasoning and show why you did something.
- Be willing to apologize if needed.
- Try to see that responsibilities as well as the chances for feeling important are equally divided.
- Help girls explore and decide for themselves the fair ways of solving problems, carrying out activities, and responding to behavior and accomplishments.

Build Trust

Girls need your belief in them and your support when they try new things. You'll also need to show them that you won't betray their confidence.

- Show girls you trust them to think for themselves and use their own judgment.
- Encourage them to make the important decisions in the group.
- Give them assistance in correcting their own mistakes.
- Support girls in trusting one another—let them see firsthand how trust can be built, lost, regained, and strengthened.

Inspire Open Communication

Girls want someone who will listen to what they think, feel, and want to do. They like having someone they can talk to about the important things happening in their lives.

- Listen to the girls. Respond with words and actions.
- Speak your mind openly when you are happy or concerned about something and encourage girls to do the same.
- Leave the door open for girls to seek advice, share ideas and feelings, and propose plans or improvements.
- Help girls see how open communication can result in action, discovery, better understanding of self and others, and a more comfortable climate for fun and accomplishment.

Managing Conflict

Conflicts and disagreements are an inevitable part of life, but if handled constructively, they show girls that they can overcome their differences, exercise diplomacy, and improve their communication and relationships. Respecting others and being a sister to every Girl Scout means that shouting, verbal abuse, or physical confrontations are never warranted and cannot be tolerated in the Girl Scout environment.

When a conflict arises between girls or a girl and a volunteer, get those involved to sit down together and [talk calmly in a nonjudgmental manner](#), keeping in mind that each party may need some time—a few days or a week—to calm down before being able to do this. Talking in this way might feel uncomfortable and difficult now, but it lays the groundwork for working well together in the future. Whatever you do, do not spread your complaint around to others—that won't help the situation and causes only embarrassment and anger.

You'll also find conflict resolution activities in some of the Journeys, such as the Amaze Journey for Cadettes or the Mission Sisterhood Journey for Seniors.

If a conflict persists, be sure you explain the matter to your volunteer support team. If the supervisor cannot resolve the issues satisfactorily (or if the problem involves the supervisor), the issue can be taken to the next level of supervision and, ultimately, to your council if you need extra help.

Communicating Effectively with Girls of Any Age

Make sure your words and intentions create connection with the girls. Keep in mind how important the following attitudes are.

Listen. Listening to girls, as opposed to telling them what to think, feel, or do (no “you should”) is the first step in building a trusting relationship and helping them take ownership of their Girl Scout experience.

Be Honest. If you're not comfortable with a topic or activity, it's OK to say so. No one expects you to be an expert on every topic. Ask for alternatives or seek out volunteers with the required expertise. Owning up to mistakes—and apologizing for them—goes a long way with girls.

Be Open to Real Issues. Outside of Girl Scouts, girls may be dealing with issues like relationships, peer pressure, school, money, drugs, and other serious topics. When you don't

know, listen. Also seek help from your council if you need assistance or more information than you currently have.

Show Respect. Girls often say that their best experiences were the ones where adults treated them as equal partners. Being spoken to as young adults reinforces that their opinions matter and that they deserve respect.

Offer Options. Girls' needs and interests change and being flexible shows them that you respect them and their busy lives. Be ready with age-appropriate guidance and parameters no matter what the girls choose to do.

Stay Current. Show your girls that you're interested in their world by asking them about the TV shows and movies they like; the books, magazines, or blogs they read; the social media influencers they follow; and the music they listen to.

Remember LUTE: Listen, Understand, Tolerate, and Empathize. Try using the LUTE method to thoughtfully respond when a girl is upset, angry, or confused.

Listen. Hear her out, ask for details, and reflect back what you hear; try "What happened next?" or "What did she say?"

Understand. Show that you understand where she's coming from with comments such as, "So what I hear you saying is..." or "I understand why you're unhappy," or "Your feelings are hurt; mine would be, too."

Tolerate. You can tolerate the feelings that she just can't handle right now on her own. Let her know that you're there to listen and accept how she is feeling about the situation. Say something like: "Try talking to me about it. I'll listen," or "I know you're mad—talking it out helps," or "I can handle it—say whatever you want to."

Empathize. Let her know you can imagine feeling what she's feeling with comments such as, "I'm sure that really hurts" or "I can imagine how painful this is for you."

Addressing the Needs of Older Girls

Let these simple tips guide you when working with teenage girls:

- Think of yourself as a "guide on the side"—a partner, a coach, or a mentor, not a "leader."
- Ask girls what rules they need for safety and what group agreements they need to be a good team. When girls take the lead in establishing group rules, they're more likely to stick to them.
- Understand that girls need time to talk, unwind, and have fun together.
- Ask what they think and what they want to do.
- Encourage girls to speak their minds.
- Provide structure, but don't micromanage.

- Give everyone a voice in the group—understanding that “speaking up” may look different for each girl. For some girls, it might mean sharing their ideas in front of the entire group; for others it could mean submitting a written response or contributing as part of a group.
- Treat girls like partners.
- Don’t repeat what’s said in the group to anyone outside of it (unless necessary for a girl’s safety). See “Report Concerns” below to understand the guard rails.

When Sensitive Topics Come Up

It’s an amazing feeling when your Girl Scouts put their trust in you—and when they do, they may come to you with some of the issues they are facing such as bullying, peer pressure, dating, athletic and academic performance, and more. Some of these issues may be considered sensitive by families who may have opinions or input about how, and whether, Girl Scouts should cover these topics with their girls.

Girl Scouts welcomes and serves girls and families from a wide spectrum of faiths and cultures. When girls wish to participate in discussions or activities that could be considered sensitive—even for some—put the topic on hold until you have spoken with the parents and received guidance from your council.

When Girl Scout activities involve sensitive issues, your role is that of a caring adult volunteer who can help girls acquire skills and knowledge in a supportive atmosphere, not someone who advocates a particular position.

Girl Scouts of the USA does not take a position or develop materials on issues relating to human sexuality, birth control, or abortion. We feel our role is to help girls develop self-confidence and good decision-making skills that will help them make wise choices in all areas of their lives. We believe parents and caregivers, along with schools and faith communities, are the primary sources of information on these topics.

GSESC’s Sensitive Issues for Girls Parent Consent form can be found at <https://www.girlscoutsesc.org/en/members/for-volunteers/forms-and-documents.html>

Parents/caregivers make all decisions regarding their girl’s participation in Girl Scout program that may be of a sensitive nature. As a volunteer leader, you must get written parental permission for any locally planned program offering that could be considered sensitive. Included on the permission form should be the topic of the activity, any specific content that might create controversy, and any action steps the girls will take when the activity is complete. Be sure to have a form for each girl and keep the forms on hand in case a problem arises. For activities not sponsored by Girl Scouts, find out in advance (from organizers or other volunteers who may be familiar with the content) what will be presented, and follow your council’s guidelines for obtaining written permission.

Report Concerns

There may be times when you worry about the health and well-being of girls in your group. Alcohol, drugs, sex, bullying, abuse, depression, and eating disorders are some of the issues girls may encounter. You are on the frontlines of girls' lives which places you in a unique position to identify a situation in which a girl may need help. If you believe a girl is at risk of hurting herself or others, your role is to promptly bring that information to her parent/caregiver or the council so she can get the expert assistance she needs. Your concern about a girl's well-being and safety is taken seriously and your council will guide you in addressing these concerns.

Here are a few signs that could indicate a girl needs expert help:

- Marked changes in behavior or personality (for example, unusual moodiness, aggressiveness, or sensitivity).
- Declining academic performance and/or inability to concentrate.
- Withdrawal from school, family activities, or friendships.
- Fatigue, apathy, or loss of interest in previously enjoyed activities.
- Sleep disturbances.
- Increased secretiveness.
- Deterioration in appearance and personal hygiene.
- Eating extremes, unexplained weight loss, distorted body image.
- Tendency toward perfectionism.
- Giving away prized possessions; preoccupation with the subject of death.
- Unexplained injuries such as bruises, burns, or fractures.
- Avoidance of eye contact or physical contact.
- Excessive fearfulness or distrust of adults.
- Abusive behavior toward other children, especially younger ones.

GSESC Child Abuse Reporting Procedure

There are four major types of child abuse recognized by South Carolina Law: Neglect, Physical, Emotional and Sexual. Neglect has four subcategories: Physical, Medical, Educational, and Emotional.

South Carolina Law states that it is abuse or neglect when a child is injured by an intentional act, or omission of an act (failure to protect).

Neglect: (There are four sub types of neglect) Neglect is failure on the part of the parent to provide for the child's basic needs, including, but not limited to:

- Physical: lack of appropriate supervision, exposure to unsanitary or hazardous living conditions or failure to provide necessary food or shelter
- Medical: failure to provide necessary dental, medical or mental health treatment
- Educational: failure to educate a child or attend to special education needs

- Emotional: inattention to a child's emotional needs, exposure to parental substance abuse or domestic violence

PLEASE NOTE: What appears to be physical, medical or educational neglect may actually be a family in need of resources.

Physical abuse is characterized by any type of damage to the skin, including, but not limited to: punching, beating, kicking, biting, shaking, throwing, stabbing, choking, hitting (with a hand, stick, strap, or other object), burning, or otherwise harming a child.

Emotional abuse is any pattern of behavior that impairs a child's emotional development or sense of self-worth. This includes, but is not limited to: constant criticism, threats, rejection, bullying, ignoring, isolating, corrupting, as well as withholding love, support, or guidance.

Sexual Abuse is any sexual or sexually provocative behavior by an Adult toward a child, whether or not the child gives consent. This includes but is not limited to: fondling, penetration, incest, rape, sodomy, indecent exposure, commercial exploitation through prostitution, exposure to and/or production of pornographic materials, communicating in a sexual manner by phone or internet

If you suspect child abuse: You should make a report if **you have reason to believe** a child's physical or mental health or welfare has been or may be adversely affected. Reason to believe does not require conclusive proof, or proof beyond a reasonable doubt.

If a child discloses abuse to you: It is important for you to remain calm and in control of your feelings in order to assure the child that you **believe** them, and that something will be done to keep him or her safe. **Listen;** do not question the child, unless you know how to do a Minimal Facts Interview. Do not remove clothing to examine the child's body unless you are a medical professional. **Do not confront** the alleged perpetrator, or share with him/her what the child disclosed to you.

Immediately: Document what the child said to you and make the report to the proper authority. You will be asked to provide the information the child shared with you, the child's name, address, parent's name(s), names of siblings and any other people living in the home (if known).

- Contact DSS if the alleged perpetrator is an Adult who is a parent or other primary care giver.
- Contact local law enforcement if the alleged perpetrator is anyone else.

And **AFTER** making the report to the proper authority, if this involves a Girl member of GSESC:

- Contact GSESC, following the procedure on the emergency card. Fill out the First Report of Accident/Injury, <https://www.girlscoutseasc.org/en/members/for-volunteers/forms-and-documents.html>

DSS will, within 24 hours of the receipt of the report, commence an investigation. If you are concerned about the child's immediate welfare, in addition to contacting DSS, contact local law enforcement. Law Enforcement Officers are authorized to place children in EPC when the officer has probable cause to believe that by reason of abuse or neglect the child is in substantial and imminent danger.

South Carolina Law requires certain professionals to report child abuse and neglect when it is suspected, and there are legal penalties when a Mandated Reporter does not report. GSESC encourages all staff, volunteers and Board Members who are Adult members registered with GSESC to act “as if” they are a Mandated Reporters in order to protect children from child abuse and neglect. Note that the SC Senate and House are in the process of adding camp counselor, Scout Co-Leader and any other person whose duties require direct contact or supervision of children to the list of mandatory reporters. The new bill should be signed into law sometime soon.

By South Carolina Code 63-7-310 the following professionals are required to report suspected cases of child abuse and neglect:

- physician, nurse, dentist, optometrist
- medical examiner, coroner, and their employees
- any other medical, emergency medical services, mental health or allied health professional
- member of the clergy, Christian Science Practitioners, religious healers
- school teacher, counselor, principal, assistant principal, school attendance officer
- social or public assistance worker
- substance abuse treatment staff
- child care worker in a child care center or foster care facility
- foster parent
- police or law enforcement officer, juvenile justice worker
- undertaker, funeral home director and employees
- persons responsible for processing of films
- computer technician
- judge
- volunteer non-attorney guardian ad litem

Engaging Families

You want your Girl Scouts to have fun, be inspired, take risks, and learn about themselves and the world—that's why you're a Girl Scout troop leader or troop volunteer! Parents and caregivers want the same thing for their girls but getting families to pitch in and play an active role in the troop while also enhancing the experience for their girl and themselves can be tricky for many volunteers. It doesn't have to be this way.

Kick the Year Off Right by Engaging Parents and Other Caregivers

When families step up and play an active part in troop life, your troop can shine its brightest! Plus, girls feel a special sense of pride when their families take part and show interest in the things they are doing.

Responsibilities of Parents and Guardians

You want to engage each parent or guardian to help you work toward ensuring the health, safety and well-being of Girls. Clearly communicate to parents and guardians that they are expected to:

- Provide permission for their daughters to participate in Girl Scouting as well as provide additional consent for activities that take place outside the scheduled Meeting place. This can include such activities as: product sales, including Digital Cookie; overnight travel; the use of special equipment; or sensitive issues.
- Provide up to date contact information for the parent or guardian.
- Make provisions for their daughters to get to and from Meeting places or other designated sites in a safe and timely manner, and inform you if someone other than a parent or guardian will drop off or pick up their child.
- Provide their daughters with appropriate clothing and equipment for activities, or contact you before the activity to find sources for the necessary clothing and equipment.
- Follow Girl Scout safety guidelines and encourage their children to do the same.
- Assist you in planning and carrying out program activities as safely as possible.
- Participate in parent/guardian Meetings.
- Understand what appropriate behavior is for their daughters, as determined by the Council and you.
- Assist volunteers if their daughters have special needs or abilities and their help is solicited.

What Is a Parent and Caregiver Meeting?

It's the first meeting you have to start each troop year—whether you are a new or returning troop, it's valuable for all troops.

Why Hold a Meeting? [Kicking off each year with a parent and caregiver meeting](#) sets the troop up for success. Outlining clear expectations, building a team, and engaging parents in the Girl Scout experience is a great way to start off on the right foot. When parents are involved, leaders have support, the troop has a plan, and girls' benefit! The meeting helps:

- Families understand what Girl Scouting can do for their girl.

- Families and leaders identify ways they will work as a team to support the troop.
- Families and leaders agree about what the troop pays for and what families pay for individually.
- You fill key troop positions—you never know which parent will make an awesome assistant leader or troop cookie manager.
- Families know how the troop will communicate things like upcoming events or schedule changes.
- Families learn about uniforms, books, and other important basics.

For even more tips on working with troop families, check out [Girl Scouts' Tips for Troop Leaders](#) hub.

How to Keep Parents and Caregivers Engaged

Make the Ask(s). The main reason people don't take action is because they were never asked to in the first place. That's why hearing one out of three Girl Scout parents say no one had communicated expectations around involvement with their girl's troop is so troubling. Parents may have many talents, but they're certainly not mind readers. If you're nervous about getting turned down, don't be. Sure, a few parents might be unable to lend a hand, but the helpers you do get will be worth their weight in gold. And just because someone wasn't available a month or two ago doesn't mean they won't be free to help now. Loop back, follow up, and ask again!

Make Sense of "Why." Explain that not only does the whole troop benefit with extra help from parents and other caregivers, but also that girls feel a special sense of pride in seeing their own family member step up and take a leadership role. Getting involved can strengthen the caregiver/girl bond and is a meaningful way to show daughters that they are a priority in their parents' lives.

Make It Quick and Easy. Everybody's got a full plate these days, so instead of starting conversations with a list of tasks or responsibilities that parents and other caregivers could take on (which can be intimidating), ask how much time each week they might be able to dedicate to the troop, then go from there. For instance, if a troop mom or dad has 15 minutes each week to spare, they could organize and manage the calendar for troop snacks and carpools. If a grandparent has one to two hours, they could assist with leading the troop through a specific badge on a topic they're already comfortable with.

Make Family Part of the Formula. While Girl Scout programming is always focused on the girls themselves, it's important and helpful to open up a few events to their families throughout the year. Inviting the whole crew to celebrate her accomplishments in Girl Scouting—whether at a holiday open house, a bridging ceremony, or a fun "reverse meeting" where girls take the role of leaders and guide the adults, including caregivers, through an activity—will help parents better understand the value of Girl Scouts and they'll be more likely to invest their time and talents to the troop.

That said, there's no need to wait for a special event to engage families in their girls' Girl Scout life. Keep communication lines open throughout the year—whether it's through your troop's social media page, personal emails, or in-person chats—to keep parents in the loop on

what the girls are doing and learning during each meeting and encourage them to let their daughters “be the experts” at home, explaining or teaching the new skills they’ve learned. You can get everyone in on the fun and keep Girl Scouts strong at home by sharing the family badge guides on the Volunteer Toolkit with parents and caregivers.

Setting Up a Troop /Group Website

Troops whose Girls meet age criteria (13 years or older) and have parental permission may set up a Troop Facebook page or website. This site must be approved by GSESC, yes, but it can be a fantastic way for Girls to share information, market Girl Scout products, and talk about their Take- Action projects.

Don’t violate copyright law by using designs, text from magazines or books, poetry, music, lyrics, videos, graphics, or trademarked symbols without specific permission from the copyright or trademark holder (and, generally, this permission is pretty tough to get!). Girl Scout trademarks (such as the trefoil shape, Girl Scout pins, and badges and patches) can be used only in accordance with guidelines for their use. (The Girl Scout trefoil, for example, may not be animated or used as wallpaper for a website.) Check with GSESC for complete graphics guidelines and approvals.

Before you and the Girls design a website, remember that the web is an open forum for anyone, including potential predators. Documented instances of cyberstalkers make it imperative that any information that could jeopardize the safety and security of Girls and Volunteers is not disclosed on a website. Please adhere to these guidelines to ensure the Girls’ safety:

- Use Girls’ first names only.
- Never post Girls’ addresses, phone numbers, or email addresses.
- Never, ever, ever post addresses of group meeting places or dates and times of meetings, events, or trips. (A Volunteer who wishes to communicate upcoming Events with families of Girls should use email instead of posting details on a website, unless that site is password protected or is a closed/secret Facebook group.)
- Always have a Caregiver’s signature on a photo release form before using pictures of Girls on a website.
- Make yours a site that does not allow outsiders to post messages to the site, or make sure all postings (such as message boards or guest books) have Volunteer oversight and are screened prior to posting live.
- Don’t violate copyright law by using designs, text from magazines or books, poetry, music, lyrics, videos, graphics, or trademarked symbols without specific permission from the copyright or trademark holder (and, generally, this permission is pretty tough to get!). Girl Scout trademarks (such as the trefoil shape, Girl Scout pins, and badges and patches) can be used only in accordance with guidelines for their use. (The Girl Scout trefoil, for example, may not be animated or used as wallpaper for a website.) Check with your Council’s website for complete graphics guidelines and approvals.
- Crowdfunding sites, such as GoFundMe.com, are a direct solicitation for cash and are not allowed.

It is important to remember the twofold purpose of the Girl Scout Cookie Program when selling Cookies or Fall Products. The primary purposes of these Programs are to help Girls grow and develop and to generate the revenue necessary to provide Girl Scouting to as many Girls as

possible. For this reason, Girls should be directly involved in any sales that are made, whether in person or over the Internet.

Girl Scout Product Programs

Learning to think like an entrepreneur? Developing business smarts? Getting to know customers and building lasting relationships? There's so much more to that box of Thin Mints®.

Whether girls participate in the Girl Scout Cookie Program or the Girl Scout Fall Product Program (or both!), everything your Girl Scouts learn prepares them to take on the world. Plus, Girl Scout Cookie proceeds stay in your local community to power amazing year-round experiences—experiences that broaden girls' worlds and spark their sense of wonder.

Five Essential Skills

Girl Scouts as young as five develop five essential skills through the Girl Scout Cookie Program—skills that will help them be successful today and throughout their lives:

- **Goal Setting.** Girls learn to create a plan to reach their goals.
- **Decision Making.** Girls learn to make decisions on their own and as a team.
- **Money Management.** Girls learn to create a budget and handle money.
- **People Skills.** Girls find their voice and up their confidence through customer interactions that build relationships.
- **Business Ethics.** Girls learn to act responsibly and honestly, both in business and in life.

But building their business know-how isn't just tied to the cookies themselves! Girl Scouts at any level can continue honing their entrepreneurial skills by earning the [Cookie Business badges](#), [Cookie Entrepreneur Family Pin](#), and the [Financial Literacy badges](#) year over year.

Before your cookie bosses open shop, be sure to check out these [helpful troop leader resources](#) that will empower you to:

- Manage your troop's funds.
- Learn how girls participate in money earning.
- Discover how your troop can reach its financial goals.
- Plan activities to help her earn cookie pins and badges
- Understand just how much your girls are capable of by grade level and [how their entrepreneurial skills progress](#).

Girl Scout Cookie History

What started with Girl Scouts selling home-baked cookies to raise money grew into enlisting professional bakers in 1936 to handle the growing demand—and the rest is history. [Explore Girl Scout Cookie History](#) to find out how cookies have helped build generations of female entrepreneurs and leaders who make the world a better place.

Where Cookie Proceeds Go

After paying for the cost of cookies and materials, [Girl Scout Cookie proceeds stay local](#) and help councils provide Girl Scout programs in science, technology, engineering, and math (STEM), the outdoors, life skills, entrepreneurship, and more—in camps, through leadership training, and multiple other ways. A portion of the proceeds is directly managed by girls, and it's up to them to decide how to invest their troop's share of the earnings.

Your council will provide a breakdown of how cookie program proceeds support Girl Scout activities locally. Please share this information with girls and their families so everyone understands that product program sales make it possible for your Girl Scout council to serve girls.

Troop members share in the proceeds from a successful product program; proceeds are not distributed to individual girl members. Girls, however, may be eligible for rewards and credits that they put toward council-sponsored camps, programs, and Girl Scout swag. The council plan for rewards applies equally to all girls participating in the product program activity. Visit the cookie section <https://www.girlscoutsesc.org/en/cookies.html> of GSESC's website for more information about individual rewards and troop proceeds locally.

The [Girl Scout Blue Book of Basic Documents](#) specifies that:

“All money and other assets, including property, that are raised, earned, or otherwise received in the name of and for the benefit of Girl Scouting must be held and authorized by a Girl Scout council or Girl Scouts of the USA. Such money and other assets must be used for the purposes of Girl Scouting.”

“Ownership of Assets,” *Blue Book of Basic Documents*

Making s'mores under the stars, creating a lasting impact in your community, or ordering supplies for an eye-opening STEM project—there are limitless ways to put troop proceeds toward dynamic Girl Scout experiences! There are a few things, however, that don't qualify for “purposes of Girl Scouting,” for instance, using troop proceeds to purchase memberships in or uniforms for another organization. We encourage all councils to remind their volunteers of this policy in order to protect the all-girl environment and to avoid diversion of Girl Scout funds.

Your Council's Role

When you are set up for success, you are better able to set up your girls for success! That's why every year, your council provides trainings, guidelines, and procedures for conducting the Girl Scout Cookie Program and fall product program and determines how the proceeds and product rewards system will be managed. Check the cookie section <https://www.girlscoutsesc.org/en/cookies.html> of your council's website to find the answers you need as well as local trainings and resources.

Each council also selects the vendors of its choice to provide the products for their product programs. Two commercial bakers are licensed by Girl Scouts of the USA to produce Girl Scout Cookies: [Little Brownie Bakers](#) and [ABC Bakers](#). You can also [Meet the Cookies](#) and find additional info on cookie varieties, including nutritional details.

Councils also work with vendors to offer magazine subscriptions, nut and candy products, and more for the fall product program. These companies are [Ashdon Farms](#), [Trophy Nut](#), and [M2 Media Group](#). Each provides online tools and activities for girls to download. Magazine selection and sales may take place online—check with your council for more details.

*GSESC uses ABC Bakers, Ashdon Farms, and M2 Media Group.

Your Role

You play an exciting role in giving your Girl Scouts opportunities to practice the five skills as they learn how to think like entrepreneurs. Some of the things you'll do include:

- Get girls excited about the opportunities to support the troop (but allowing their participation to be voluntary).
- Support both [competitive and apprehensive cookie bosses](#), helping all your girls set meaningful goals for themselves.
- [Fostering partnerships with each Girl Scout's family](#) to ensure cookie season success, whatever that may look like for her, will help you build a positive partnership with girls and families, and the [Cookie Entrepreneur Family pin](#) is designed to help families support girls' growth at home.

Not only can girls sell individually, both in-person and using the online tools provided by each vendor, they can also participate in group booth sales during product programs. Your local council has additional guidance and processes to market and ensure every booth is in a safe and appropriate location.

As your Girl Scouts grow, your role will evolve from a hands-on one to providing oversight and support where needed. No matter their ages, remember that volunteers and parents/caregivers do not sell the product. Your role is to encourage your girls and let their entrepreneurial spirit soar. Learning by doing is exactly how your girls develop the business savvy and communication skills that will [empower them to reach any goals they set for themselves](#).

Another critical task for each troop is to establish a clear accounting system for all proceeds and product during the programs. It's up to you to make sure that money is spent wisely, that excellent records are kept (remember to keep copies of all receipts in a binder or folder), and that all product is tracked. For older girls, your job is to oversee their work as they learn to keep impeccable records. Be sure to attend product program orientation or training so you are aware of the systems and helpful tools available.

The Girl Scout Cookie Program and the fall product program can be exhilarating and busy times during the troop year, but you're never alone in your efforts! You can reach out to your service unit product program manager when you're feeling stuck, or you can [build a cookie team](#) to provide the support your troop needs.

Product Program Safety

Safety is the top priority while selling Girl Scout Cookies and other products. Volunteers, families, and girls should be familiar with and practice the safety guidelines outlined in local

program resources as well as those available in the [troop leader resources](#) section of girlscoutcookies.org and in *Safety Activity Checkpoints*.

Selling Cookies Online

Will your troop use the Digital Cookie® platform to manage its cookie business? Check the specific guidelines provided by each cookie vendor before participating. Before girls begin selling online, they should partner with their troop leader and families to learn how to safely run their business online.

A few more online safety practices to keep in mind:

- The Girl Scout Cookie Program is a girl-led program; a Girl Scout should always lead online marketing and sales efforts, with the supervision of her parent or caregiver.
- Girl Scouts engaging in online sales and marketing must review and apply the [Digital Marketing Tips for Cookie Entrepreneurs and Their Families](#).
- Girls, volunteers and parents must review and adhere to the [Girl Scout Internet Safety Pledge](#), the [Digital Cookie Pledge](#), the [Supplemental Safety Tips for Online Marketing](#), and Girl Scouts' *Safety Activity Checkpoints* for Computer and Internet Use and Cookie and Product Sales (with the exception that they may share beyond friends and family).
- Girl sales links should never be posted to resale sites (Craigslist, eBay, Facebook Marketplace etc.).
- Girls must adhere to all terms and conditions on Digital Cookie and Smart Cookie platforms. For copies of terms and conditions, please contact GSUSA, ABC, or M2 as needed.
- Girl Scouts of the USA reserves the right to remove or disable the link for any reason including violation of guidance, inventory fulfillment issues, safety issues, or if sales and marketing activity goes viral and otherwise creates unanticipated disruption.

Additionally, families, girls, and volunteers should contact and collaborate with their councils and Girl Scouts of the USA in advance on any national news media opportunities tied to girls online marketing and sales efforts.

The Buddy System

Using the buddy system, the troop is divided into teams of two. Each Girl Scout is responsible for staying with her buddy at all times, warning her buddy of danger, giving her buddy immediate assistance if safe to do so, and seeking help if needed. Girls are encouraged to stay near the group or buddy with another team of two so that in the event someone is injured, one person cares for the patient while two others seek help.

Preparing for Your Girl Scout Cookie Booth

Cookie booths—that is, cookie pop-up sales in areas with lots of foot traffic—are a fun way for Girl Scouts to connect with their community and practice their sales pitch with new customers. Booth locations must be approved by councils, facilitated within council jurisdiction, and participants must follow all council guidelines with regard to setting up, running, and taking down a booth.

Please check your local COVID-19 guidelines for any restrictions on booth locations and other safety considerations, or consider a virtual cookie booth or virtual cookie rally if it makes sense for your troop.

Create a great cookie booth experience for your Girl Scouts by:

- Using your best judgment in setting up cookie booths in locations that will be open, accessible, and safe for all Girl Scouts and potential customers.
- Choosing a high traffic area—this could be your local supermarket, mall, or park—where you’ll maximize the number of visitors to your booth.
- Checking out your booth site ahead of the sale. Talk to business owners in the area so they’ll know what to expect. Find out what security measures are in place—these may include lights for evening sales and whether a security camera watches the booth area—and where the nearest bathrooms are located.
- Respecting the surrounding businesses by making sure your booth isn’t blocking a store entrance or exit.

Encouraging your Girl Scouts to unleash their creativity—and work on their advertising skills—to make colorful signs and booth decorations that potential customers can’t resist! Remind girls to be polite and to have their sales pitch ready for interested customers.

And keep in mind:

- A minimum of two volunteers (at least one of whom is a registered Girl Scout volunteer with the required background check), and one Girl Scout should be present at the booth at all times. With two or more volunteers, you’ll have adequate booth coverage if the girls need to be accompanied to the restroom. *Please see GSESC’s cookie training for more details.
- If your Daisies are still learning how to make correct change, help them handle money as needed. But remember that girls make all sales at the booth!
- Changing your cookie booth hours or location? Keep your customers in the loop and update your baker’s Digital Cookie or Smart Cookie system with the new details. All scheduled booths are available on the Cookie Finder App (IOS or Android).
- Certain locations may be inappropriate for younger Girl Scouts based on the standards of your local community, may negatively impact the cookie program experience for girls, and/or may negatively impact our brand in your community. For additional clarity, girls should not sell in or in front of establishments that they themselves cannot legally patronize.
- Additionally, with respect to marijuana dispensaries, we have been steadfastly combating the unauthorized uses of the Girl Scout trademark by the cannabis community, which has been marketing—without our authorization—certain cannabis products under our youth-appelling brand. We are continuing to aggressively fight these unauthorized uses of the Girl Scout brand and hope that our councils and volunteers will join Girl Scouts of the USA’s efforts by discouraging cookie booth locations at such locations.

For more tips to make your booth a success, check out our [Cookie Booth Essentials](#). For additional information about setting up a booth and safety and security suggestions, consult your council guidelines.

GSESC Procedures for Accidents

IN THE EVENT OF SERIOUS ACCIDENT, MAJOR EMERGENCY OR FATALITY:

Person in charge at the scene will:

1. Give priority attention to providing all possible care for the sick or injured person(s). Immediately secure a doctor, ambulance, police, and clergy as appropriate.
2. In the event of a fatality, notify the police, retain a responsible adult at the scene of the accident and see that no disturbance of victim or surroundings is permitted until the police have assumed authority.
3. **Call the Emergency Phone Number listed below to report the emergency and to secure additional assistance, as well as for your legal protection.**
4. Exercise care that no statements are made orally or in writing that could be interpreted either as an assumption or rejection of responsibility for the accident until all facts are known. Refer all questions (media and general public) to the Chief Executive Officer.
5. The adult in charge of the activity must notify parents of serious illness or accidents as quickly as possible.

Toll Free Number - (800) 868-9911

During Office Hours Emergency Number - (843) 552-9910

After Hours Emergency Number - (843) 614-2417

Cookie Donation Programs

Cookies also help girls make a big impact in their community! Your council may have an established cookie donation program where customers can purchase cookies that will be donated to an organization by your council. Cookie donations are not only a great talking point for girls to share with their customers—they're also a thoughtful way to show girls how cookies can help them give back.

With cookie donations, remember that:

- All cookie donation programs must be approved by your council.
- Donated cookies must stay within the council jurisdiction unless your council has the approval from other council jurisdictions.
- Donated products cannot be resold and must be used in a responsible and ethical way.
- Donated products are used in a way that does not undermine the work of councils or jeopardize the integrity of the Girl Scout brand.

Handling Product Complaints

Girl Scout Cookies are well loved and for good reason—it has always been the practice of Girl Scout councils and the bakers to guarantee customer satisfaction with their delicious cookies. If a customer is not satisfied with the quality of their cookies for some reason, they can contact the baker via the phone number printed on the side of the cookie package. Troops should notify their council if they are aware of any customer dissatisfaction.

Recognizing Cookie Sellers in the Media

Focusing on entrepreneurial outcomes has always been the focus of the Girl Scout Cookie Program. The cookie program has never been about and does not focus on individual girls' sales results.

- There are many impressive cookie bosses throughout the United States, and the Girl Scout organization will continue to recognize dynamic cookie entrepreneurs for various achievements tied to the Girl Scout Cookie Program and through their participation in Girl Scouts.
- Girl Scouts of the USA does not currently track the top seller(s) of Girl Scout Cookies on a national level and does not identify a specific Girl Scout as the number one or “record-breaking” national cookie seller.
- Girl Scout councils should not reference such girls as “top sellers” in the media. Doing so detracts from the essence of the Girl Scout Cookie Program, which is based on offering girls important experiences in entrepreneurship, business, and finance from a young age as well as providing girls and local Girl Scout councils with the funds necessary to power amazing experiences and opportunities for Girl Scouts year-round.

Additional Resources and Support

So how are you feeling? Excited? Anxious? Not quite sure yet? That's ok, it's normal. We know that volunteering isn't always easy, especially when you're new, so we can't thank you enough for jumping in to be the mentor and role model she needs! Guiding your Girl Scouts—even if you're still figuring things out—is nothing short of amazing!

The important thing to remember is, you're not alone. We are in this with you, ready to help and support you at all times! Thanks again! It's going to be a great Girl Scout year!